



CURRICULUM VITAE
LESTER DARON ROBERT THOMPSON

www.lester-thompson.com

☰ 5601 De Soto Avenue
Woodland Hills, CA 91367
California License: G066281
District of Columbia License: MD 31732
Maryland License: D0058587

☎ (818) 719-2613
☎ (818) 719-2309
✉ Lester.D.Thompson@kp.org

Phenomenal wife, Pam Thompson

Masters in Fine Arts, University of Southern California

EDUCATION

Columbia Union College
1981-1984, Business Administration
Takoma Park, MD 20912
B.S. Degree, Suma Cum Laude

Loma Linda University Medical School
1984-1988, School of Medicine
Loma Linda, CA 92354
M.D. Degree

GRADUATE HOSPITAL CLINICAL EXPERIENCE

Loma Linda University Medical Center
1988-1989, Internship
Orthopedic Surgery
Loma Linda, CA 92354

University of California
1989-1993, Residency
Pathology and Laboratory Medicine
Los Angeles, CA 90024

BOARD CERTIFICATION

American Board of Pathology
Anatomic Pathology
Clinical Pathology
Cytopathology


November, 1993
November, 1993
July, 1996

WORK EXPERIENCE

2003-Present, Southern California Permanente Medical Group, Woodland Hills, CA, Staff pathologist
1994-Present, Active Drilling Navy Reservist, presently assigned: Naval Hospital, Camp Pendleton, CA
1994-2003, Armed Forces Institute of Pathology, Washington, DC, Endocrine and Otorhinolaryngic-Head & Neck Pathology Department, Division Chief, Otorhinolaryngic-Head & Neck Pathology
1997-2003, Armed Forces Institute of Pathology, Washington, DC, Department of Scientific Laboratories, Asst. Chairman
1997-2003, Armed Forces Institute of Pathology, Washington, DC, Immunohistochemistry Division, Division Chief
1994-2003, Armed Forces Institute of Pathology, Washington, DC, Department of Cellular Pathology, Cytopathologist
1994-2003, Walter Reed Army Medical Center, Washington, DC, Anatomic Pathology, Cytopathologist
1994-2003, Armed Forces Institute of Pathology, Washington, DC, Air Force Cytology Program, Cytopathologist
2002-2003, Diagnostic Pathology Services, Clarksburg, MD, Staff Pathologist
1993, University of California: Los Angeles, Los Angeles, CA, Pathology Department, Visiting Clinical Professor
1991-1993, University of California: Los Angeles, Los Angeles, CA, Extension Program, Optometry Pathology Instructor
1990-1991, Sherman Oaks Community Hospital, Sherman Oaks, CA, Pathologist
1992-1993, B.I.S. Laboratories, Reseda, CA, Research Pathologist
1990-1993, Castle Rock Studios, Hollywood, CA, Pathologist Consultant
1989-1993, Los Angeles Airport Urgent Care, Los Angeles, CA, Emergency Physician
1985, Loma Linda University Medical School, Loma Linda, CA, Anatomy Laboratory Instructor
1984-1988, Loma Linda University Medical Center, Loma Linda, CA, Emergency Room Patient Services Representative
1983-1984, Law Office of Susan Silber, Washington, DC, Legal Clerk
1981-1984, Columbia Union College, Takoma Park, MD, Office Administrator, Education & Business Departments
1981-1984, Columbia Union College, Takoma Park, MD, Laboratory Instructor
1981-1984, Columbia Union College, Takoma Park, MD, Instructor for Biology and Statistics Departments

MILITARY SERVICE

10/2010-Present: Captain, Medical Corps, United States Navy Reserve, Active Reservist, Camp Pendleton, CA
11/2002-10/2010: Commander, Medical Corps, United States Navy Reserve, Active Reservist, Camp Pendleton, CA
10/1996-10/2002: Lieutenant Commander, Medical Corps, United States Navy Reserve, Bethesda NMMC, MD
10/1993-9/1996: Lieutenant, Medical Corps, United States Navy Reserve, Washington, DC



- Defense Meritorious Service Medal. Medal is awarded to those members of the United States Armed Forces who have distinguished themselves by non-combat meritorious service or achievement while assigned to a joint activity. The DMSM is usually awarded to those serving in leadership positions and performing exceptionally outstanding work. This is the third highest peacetime Defense award.
- Joint Service Commendation Medal. Meritorious service or achievement while assigned to a Joint Activity. Medal is awarded only to members of the Armed Forces of the United States who distinguished themselves by meritorious achievement or service.
- Navy & Marine Corps Commendation Medal. Heroic or meritorious achievement or service.
- Joint Service Achievement Medal. The JSAM shall be awarded only to members of the Armed Forces of the United States below the grade of O-6 who distinguished themselves by outstanding performance of duty and meritorious achievement while serving with a Joint Activity.
- Joint Meritorious Unit Commendation Ribbon. The Joint Meritorious Unit Award is awarded to Joint Activities of the Armed Forces of the United States which have distinguished themselves by exceptionally meritorious achievement or service in pursuit of joint military missions of great significance.
- Naval Reserve Meritorious Service Medal. Outstanding performance and conduct during 4 years of service in the Naval Reserve.
- National Defense Service Medal. Any honorable active duty service during specified periods. Bronze Star Device for 2nd award.
- Global War on Terrorism Service Medal. Awarded to soldiers who have participated in or served in support of Global War on Terrorism Operations on or after 11 September 2001.
- Navy Armed Forces Reserve Medal. Awarded for honorable and satisfactory service as a member of one or more of the Reserve Components of the Armed Forces of the United States for a period of 10 years within a 12-year period. Device: Bronze hourglass to indicate 10 years service
- Navy Expert Rifleman Medal. Attainment of the minimum qualifying score for the expert level during prescribed shooting exercises.
- Navy Expert Pistol Shot Medal. Attainment of the minimum qualifying score for the expert level during prescribed shooting exercises.

HONORS AND CIVIL SERVICES

2007, Physician's Exceptional Contribution Award, Southern California Permanente Medical Group, Woodland Hills, CA
2007, British Medical Association Annual Book Award, for *Head and Neck Pathology*, London, England.
2006-Present, Editor, *Head and Neck Pathology* Journal, Springer-Verlag, New York, NY
2006, Totten Lectureship, University of Pittsburgh, Pittsburgh, PA
1998-Present, Past President, North American Head & Neck Pathology Society (founding member)
1989-Present, Fellow, American Society of Clinical Pathologists (FASCP)
1989-Present, Member, College of Pathologists
1989-Present, Member, International Academy of Pathologists
1990-1995, 2003-Present, Member, California Society of Pathologists
1989-1994, 2003-Present, Board Member, Los Angeles Society of Pathology
1987-Present, Member, Alpha Omega Alpha
1983-Present, Member, Alpha Chi Honor Society
2001, John Hill Brinton Award, Armed Forces Institute of Pathology, May, 2001
1994-2000, Member, Washington Pathology Society

1982-1993, Blood Drive Manager, American Red Cross
1986-1988, MacKenzie Scholarship of Excellence
1984-1988, Yearbook Editor-in-Chief
1985-1987, Social Action Corps Clinic Director
1983-1984, Outstanding Young Men of America
1981-1984, Who's Who Among American Colleges and Universities
1982-1984, Newspaper Editor-in-Chief

PRESENTATIONS

- ASCP Resident Platform Finalist, Chicago, IL, ASCP Spring Meeting, March 30, 1993.
- American College of Obstetrics and Gynecology, May 1-3, 1993, Spring Meeting, Poster: Large Loop Excision of the Transformation Zone (LLETZ): Effect on the Pathologic Interpretation of Resection Margins.
- First Place Best Paper Award for the Annual Resident Symposium, May, 1993, Los Angeles Society of Pathology.
- Thompson LDR, Hirschowitz SL. Fine Needle Aspiration Cytology Workshop. Workshop and Tutorial for Annual Meeting, American Society of Clinical Pathologists: October 19, 1993, October 16, 1994, September 17, 1995, September 19, 1997.
- Pathology Staff Conference: Langerhans cell histiocytosis of the thyroid. AFIP, Washington, D.C., November 9, 1994.
- Two review courses for Osler Review Programs, Otorhinolaryngic and Endocrine Pathology (for Pathology Boards), Annapolis, MD (April, 1995), Indianapolis, IN (June, 1997), Chicago, IL (September, 1999), Chicago, IL (April, 2000), Tampa, FL (September 2000).
- Seven hour review course for Osler Review Programs, Otorhinolaryngic Pathology (for Otorhinolaryngic Surgery Boards), Chicago, IL: April, 1995; September, 1995; March, 1996; September, 1996; March, 1997; April, 1997; September, 1997, March, 1998, September, 1998, March 6, 1999, April 10, 1999, September 9-10, 1999, April 3-4, 2000, September, 2000, April 14-15, 2001, September 22, 2001, March 24, 2002.
- Faculty speaker, Selected topics in Otorhinolaryngic Pathology, Armed Forces Institute of Pathology, Review of Anatomic Pathology, Washington, D.C.: April, 1995, May, 1996, May, 1997, May, 1998, May 1999, May 2000, May 2001.
- Pathology Staff Conference: Pharyngeal Auricles. AFIP, Washington, D.C., July 19, 1995.
- Selected topics in Otorhinolaryngic Pathology, Armed Forces Institute of Pathology Basic Science course in Otolaryngology Head and Neck Surgery (4 week course), Uniformed Services University of the Health Sciences, Washington, D.C.: March, 1995, March, 1996, March, 1997, March 9-27, 1998, March 3-25, 1999, March 8-24, 2000, March 5-29, 2001, March 4-29, 2002.
- Selected topics in Otorhinolaryngic and Endocrine Pathology, AFIP Annual Anatomic Pathology Short Course, Washington, D.C.: May 1997, April 1998, April 1999; April 2000, May 2001, April 2002.
- Pathology Staff Conference: Endocrine Department Slide Seminar, AFIP, Washington, D.C., December 6, 1995.
- Faculty speaker, Diagnostic Exfoliative and Fine Needle Aspiration Cytology Course, Washington, DC: June, 1996, June, 1997.
- Pathology Staff Conference: Can cryptogenic cervical cystic carcinoma credibly come from congenital branchial cleft cysts? Otorhinolaryngic Department, AFIP, Washington, DC, May 22, 1996.
- Pathology Staff Conference: Primary mesenchymal tumors of the thyroid gland. Endocrine Department, AFIP, Washington, DC, June, 1996.
- Challenging diagnosis in head and neck pathology. Lecture for the 100th Annual Meeting of the American Academy of Otolaryngology-Head & Neck Surgery, Washington, DC, October 2, 1996.
- Endocrine Pathology Staff Conference, AFIP, Washington, D.C., May 7, 1997.
- Update on Fine Needle Aspiration (Karolinska experience), Washington, DC, October, 1997.
- Papillary and Exophytic Squamous Cell Carcinoma of the Larynx. First Annual Meeting of the North American Society of Head and Neck Pathology, March 1, 1998, Boston, MA.

- Thyroid Lymphomas: A clinicopathologic correlation of 108 cases. Pathology Staff Conference, AFIP, Washington, D.C., March 25, 1998.
- Fine needle aspiration: learning from the master. Metropolitan Washington Association of Cytology, Washington, DC, September, 1998.
- Cutting edge techniques in fine needle aspiration cytology. American Society of Cytopathology, 46th Annual Scientific Meeting, Nashville, TN, November 4, 1998.
- Thyroid pathology. Pathology Staff Conference, AFIP, Washington, D.C., February 24, 1999.
- Benign lesions of the Salivary glands. Grand Rounds, The George Washington University, Washington, DC, November 9, 1999.
- Adrenal gland tumor classification. Uniformed Services University of the Health Sciences, Bethesda, Maryland. April 7, 2000.
- Papillary thyroid carcinoma variants; Parathyroid gland pathology. Grand Rounds, Wilford Hall, Lackland Air Force Base, San Antonio, TX, April 17, 2000.
- Endocrine Telepathology. Telepathology 2000. Rockville, MD. September 27-29, 2000.
- Update in Salivary Gland Pathology. Short course. International Academy of Pathology, Nagoya, Japan, October 16, 2000.
- New Concepts in Telepathology. Long Course. International Academy of Pathology, Nagoya, Japan, October 17, 2000.
- Challenging lesions in head and neck pathology; Differential diagnosis in Endocrine Organ lesions. Grand Rounds, Wilford Hall, Lackland Air Force Base, San Antonio, TX, December 4, 2000.
- Diagnostically challenging Tumors in Endocrine Organs. Southern Texas Pathology Society, San Antonio, TX: December 5, 2000.
- Diagnostically challenging tumors in Head & Neck pathology. Grand Rounds, Georgetown University Medical School, February 8, 2001.
- Selected topics in Head & Neck Pathology. Georgetown Residency training program, January 21 – March 1, 2001.
- Head and Neck Pathology; Endocrine Organ Pathology; Anchorage, Alaska, April 23 – May 4, 2001.
- Laryngeal Spindle cell Sarcomatoid Carcinoma. Staff Conference, AFIP, May 30, 2001
- Telepathology. Brazilian Society of Pathology, XXIII Brazilian Congress of Pathology, Salvador, Bahia, June 6-10, 2001.
- Differential Diagnostic problems in Endocrine Pathology. Brazilian Society of Pathology, XXIII Brazilian Congress of Pathology, Salvador, Bahia, June 6-10, 2001.
- New PASS criteria for Benign versus Malignant Pheochromocytomas. Staff Conference, AFIP, Washington, DC, July 18, 2001.
- Selected topics in Head & Neck Pathology. Guest Professor. Annual Anatomy and Histopathology of the Head, Neck and Temporal Bone, Indiana University School of Medicine and Department of Otolaryngology-Head & Neck Surgery, Indianapolis, IN; 86th Annual: July 9-19, 2001; 87th Annual: July 8-17, 2002.
- Benign versus malignant endocrine organ pathology. Grand Rounds. George Washington University, Washington, DC, October 8, 2001.
- Chondrosarcomas of the larynx. Staff Conference, AFIP, December 5, 2001.
- Selected topics in Salivary gland pathology. Guest Professor. Georgetown University School of Medicine, Washington, DC, January 8, 2002.
- Selected topics in Salivary gland pathology. Clinical Adjunct Professor. Georgetown University Department of Otorhinolaryngology & Head and Neck Surgery, Washington, DC, January 10, 2002.
- Dedifferentiated chondrosarcomas of the larynx. Presented at the 105th Annual meeting of the Triological Society, Boca Raton Resort and Club, FL, May 12-14, 2002.


- Intratracheal Ectopic Thyroid. Presented at the 105th Annual meeting of the Triological Society, Boca Raton Resort and Club, FL, May 12-14, 2002.
- Selected topics in Endocrine Pathology. Grand Rounds. University of South California, Los Angeles, CA, September 3, 2002.
- Variants of papillary thyroid carcinoma. Grand Rounds. University of Maryland, Baltimore, MD, November 11, 2002.
- Challenging Lesions of the Head & Neck. Grand Rounds. Mount Sinai University Medical Center, New York, NY, December 2, 2002.
- Immunohistochemistry. Grand Rounds. George Washington University, Washington, DC, January 28, 2003.
- Not all is as clear as it seems. Staff Conference, AFIP, June 18, 2003.
- Selected topics in Head & Neck Pathology. Guest Professor. Annual Anatomy and Histopathology of the Head, Neck and Temporal Bone, Indiana University School of Medicine and Department of Otolaryngology-Head & Neck Surgery, Indianapolis, IN; 88th Annual: July 2-11, 2003.
- Slide Seminar Chairman, Ear Pathology, Joint Meeting of the 19th European Congress of Pathology, Ljubljana, Slovenia, September 6, 2003.
- Anatomic Pathology Slide Seminar, 2003 ASCP Annual Meeting, New Orleans, LA, September 21, 2003.
- Papillary thyroid carcinoma: Clinical, histologic and prognostic features. Jack Gordon Annual Pathology Symposium, Long Beach, CA, November 1, 2003.
- Challenging lesions of the head and neck. Los Angeles Society of Pathology, Los Angeles, CA, February 10, 2004.
- Do we know more than you do? The 9-11 Incident. Kaiser Skiing CME Instruction. Whistler, Canada, February 28, 2004.
- Reactive and neoplastic lesions of the Ear. North American Society for Head and Neck Pathology Companion Meeting, Vancouver, British Columbia, Canada, March 6, 2004.
- Parathyroid lesions. Los Angeles Society of Pathology, Los Angeles, CA, April, 13 2004.
- Surgical pathology of the thyroid gland. Maryland Pathology Society, Baltimore, MD, April 17, 2004.
- Thyroid neoplasia management. Woodland Hills Medical Center, Woodland Hills, CA, May 26, 2004.
- Surgical pathology of the thyroid gland. Southern California Permanente Medical Group, Los Angeles, CA, June 15, 2004.
- Selected topics in Head & Neck Pathology. Guest Professor. Annual Anatomy and Histopathology of the Head, Neck and Temporal Bone, Indiana University School of Medicine and Department of Otolaryngology-Head & Neck Surgery, Indianapolis, IN; 89th Annual: July 17, 2004.
- Pseudomalignant lesions of the head and neck. International Association of Oral Pathologists Annual Meeting, Madrid, Spain, September 8, 2004.
- Slide seminar Chairman, Head and Neck Pathology, XXV Congress of the International Academy of Pathology, Brisbane, Australia. October 12, 2004.
- Sinonasal Tract and Nasopharyngeal Glass Slide Seminar, American Academy of Oral and Maxillofacial Pathology, Dustin, FL, April 18, 2005.
- Selected topics in sinonasal tract pathology. Maryland Pathology Society, Baltimore, MD, April 2, 2005.
- Slide seminar in sinonasal tract pathology, Part I. Southern California Permanente Medical Group, Los Angeles, CA, May 24, 2005.
- Selected topics in Head & Neck Pathology. Guest Professor. Annual Anatomy and Histopathology of the Head, Neck and Temporal Bone, Indiana University School of Medicine and Department of Otolaryngology-Head & Neck Surgery, Indianapolis, IN; 90th Annual, July 16, 2005.
- Convener and Chairman, Pre-Meeting of the European Society of Pathology, "Pursuit of Perfection in Head & Neck Pathology in Paris," Paris, France, September 2, 2005.

- Slide seminar in sinonasal tract pathology, Part II. Southern California Permanente Medical Group, Los Angeles, CA, November 1, 2005.
- Selected topics in Sinonasal tract pathology. Jack Gordon Annual Pathology Symposium, Pasadena, CA, November 5, 2005.
- Thyroid gland carcinomas. Swatek Lectureship at Loma Linda University, Loma Linda, CA, March 3, 2006.
- Spindle cell lesions of the Upper Aerodigestive Tract. ASCP Teleconference, Woodland Hills, CA, April 21, 2006.
- Sinonasal Tract and Nasopharyngeal Glass Slide Seminar, American Academy of Oral and Maxillofacial Pathology, San Antonio, TX, April 23, 2006.
- Thyroid gland pathology. Naval Medical Center, San Diego, San Diego, CA, April 28, 2006.
- Selected topics in Thyroid gland pathology. Grand Rounds (ENT Surgery), University of Southern California, Los Angeles, CA, May 26, 2006.
- Selected topics in Sinonasal Tract Pathology. Grand Rounds (Pathology), University of Southern California, Los Angeles, CA, June 6, 2006.
- Selected topics in Head & Neck Pathology. Guest Professor. Annual Anatomy and Histopathology of the Head, Neck and Temporal Bone, Indiana University School of Medicine and Department of Otolaryngology-Head & Neck Surgery, Indianapolis, IN; 91st Annual, July 17, 2006.
- Selected topics in Ear Pathology. International Academy of Pathology 100th Anniversary, Montreal, Canada, September 16, 2006.
- What is a Small Round Blue Cell. Visiting Totten Lectureship, University of Pittsburgh, Pittsburgh, PA, November 8, 2006.
- Introduction to Pathology. Grand Rounds (ENT Surgery), University of South California, Los Angeles, CA, January 5, 2007.
- Update in Endocrine Organ Pathology. Guest Faculty. 21st Annual Surgical Pathology Workshop, University of Utah School of Medicine, January 29—February 2nd 2007.
- Infections of the head and neck. Grand Rounds (ENT Surgery), University of South California, Los Angeles, CA, January 19, 2007.
- Has pathology changed? Guest lecturer, Kaiser Symposia, Snowmass, CO, February 8, 2007.
- Glass Slide Seminar, University of California—Los Angeles, Los Angeles, CA, February 22, 2007.
- Selected topics in sinonasal tract pathology. Naval Medical Center, San Diego, San Diego, CA, March 23, 2007.
- Sinonasal Tract and Nasopharyngeal Glass Slide Seminar, American Academy of Oral and Maxillofacial Pathology, Kansas City, MO, May 6, 2007.
- Spindle cell tumors of the upper aerodigestive tract. University of Southern California, Los Angeles, CA, May 14, 2007.
- Selected topics in Head & Neck Pathology. Guest Professor. Annual Anatomy and Histopathology of the Head, Neck and Temporal Bone, Indiana University School of Medicine and Department of Otolaryngology-Head & Neck Surgery, Indianapolis, IN; 92nd Annual, July 14, 2007.
- Thyroid Carcinoma: WHO Would Have Thought? Baylor University Medical Center, Houston, TX, August 13, 2007.
- Nasopharyngeal Pathology Update. Unique Topics in Head & Neck Pathology, Pre-Meeting of the 21st European Congress of Pathology, Course Chairman, Istanbul, Turkey, September 8, 2007.
- WHO knows about Thyroid Gland Pathology? and Benign Mimics of Thyroid Gland Tumors. Belgian Scientific Societies, First Belgian Week of Pathology, Ghent, Belgium, March 15, 2008.
- What is a Sinonasal Tract Tumor? Royal Society of Pathology, London, England, March 20, 2008.
- Difficult management decisions in salivary gland pathology. British Association of Head and Neck Oncologists, London, England, April 25, 2008.

- “Malignancies of the Thyroid gland and their Differential;” “Can you PASS?”; “Adrenal cortical tumors in Adults and Children.” Kyoto University Hospital, Kyoto, Japan, June 11 – 12, 2008.
- “What is a Small Round Blue Cell tumor?”; “WHO would have thought—an update of the WHO Classification of Head and Neck Tumours;” “Spindle Cell Lesions of the Upper Aerodigestive Tract;” Slide seminar of Head and Neck Pathology. Surgical Pathology Update, International Academy of Pathology, Shonan, Japan, June 13 – 15, 2008.
- Sinonasal Tract and Nasopharyngeal Glass Slide Seminar, International Academy of Oral and Maxillofacial Pathology and the American Academy of Oral and Maxillofacial Pathology, San Francisco, June 22, 2008.
- Selected topics in Head & Neck Pathology. Guest Professor. Annual Anatomy and Histopathology of the Head, Neck and Temporal Bone, Indiana University School of Medicine and Department of Otolaryngology-Head & Neck Surgery, Indianapolis, IN; 93rd Annual, July 19, 2008.
- *Do you see what I see?* Grand Rounds (ENT Surgery), University of Southern California, Los Angeles, CA, August 15, 2008.
- *Selected topics in Thyroid Gland Pathology.* American Association of Pathology Assistants, Long Beach, CA, September 15, 2008.
- Sinonasal tract pathology unknowns. Naval Medical Center, San Diego, San Diego, CA, September 26, 2008.
- *Twisted cells of the upper aerodigestive tract.* Asia-Pacific Conference on Oral Cavity Cancer in conjunction with the 12th Annual Meeting of the Taiwan Cooperative Oncology Group, Taipei, Taiwan (China), December 6, 2008.
- *WHO changed the diagnosis?* Grand rounds, Henry Mayo Medical Center, Valencia, CA, January 9, 2009.
- *How to diagnose Sinonasal tract tumors.* Naval Medical Center, San Diego, San Diego, CA, February 20, 2009.
- “Salivary Gland Tumors and Their Histologic Mimics;” “WHO would have thought: Selected Sinonasal Tract Tumors.” Royal College of Pathologists Society Meeting, Sydney, Australia, March 13 – 15, 2009.
- “Salivary gland pathology for Dummies.” Guest Lecturer, Los Angeles Society of Pathology, Los Angeles, CA, April 14, 2009.
- Course Director, *Head and Neck Pathology.* Karolinska, Stockholm, Sweden, May 25 – 27, 2009.
- Selected Lesion of the Larynx and Soft Tissue Tumors of the Head and Neck. Guest Professor. Annual Anatomy and Histopathology of the Head, Neck and Temporal Bone, Indiana University School of Medicine and Department of Otolaryngology-Head & Neck Surgery, Indianapolis, IN; 94th Annual: July 11, 2009.
- Course Co-Director, *Pre-Meeting of the Joint North American Society of Head and Neck Pathology and the Working Group of the European Society of Pathology,* Florence, Italy, September 4, 2009.
- Guest Lecturer, Grand-Rounds, University of California—Los Angeles, Los Angeles, CA, September 25, 2009.
- How many cysts are there in the pancreas? SCPMG Pathology Staff conference, Woodland Hills, CA (Video Teleconference), October 6, 2009.
- *Selected Topics in Endocrine Organ Pathology* (5 lectures). Scientific Symposia Lecture Series, Big Island of Hawaii, October 7 – 8, 2009.
- *Selected Topics in Head and Neck Pathology* (3 lectures). American Osteopathic College of Pathologists. New Orleans, LA, November 9, 2009.
- Guest Lecturer, Grand-Rounds: How to Diagnose Nasal Cavity Lesions, University of California—Los Angeles, Los Angeles, CA, November 20, 2009.
- Unknown slide conference. Guest lecturer. Naval Hospital San Diego, San Diego, CA, December 4, 2009.
- Guest Lecturer, Unknown slide conference, University of California—Los Angeles, Los Angeles, CA, February 19, 2010.
- Grand Rounds. Ear and Temporal Bone Tumors. Department of Otorhinolaryngology, University of Southern California, Los Angeles, CA, February 26, 2010.
- Guest Lecturer, Specialty Conference, Head and Neck Pathology, USCAP, Washington, DC, March 24, 2010.

- Visiting Professor Grand Rounds: What have we learned about Sinonasal Tract tumors? Emory University, Atlanta, Georgia, April 26, 2010.
- Visiting Professor: Unknown slide seminar (Pathology Department Residents). Emory University, Atlanta, Georgia, April 26, 2010.
- Important Topics in Endocrine Organ Pathology, All Day Seminar (15 lectures). California Tissue Tumor Registry, Costa Mesa, CA, June 6, 2010.
- A Day in the Life of a Busy Surgical Pathologist. Grand Rounds, Woodland Hills Medical Center, Woodland Hills, CA, September 24, 2010.
- CheckPath Presentation. American Society of Clinical Pathologists. San Francisco, CA, October 29, 2010.
- Thyroid Gland Unknown Case Conference. Guest Lecturer. California Society of Pathology, San Francisco, CA, December 3, 2010.
- Panel Discussion. Guest Lecturer. California Society of Pathology, San Francisco, CA, December 4, 2010.
- Can You Hear Me Now? Ear and Temporal Bone Pathology. Naval Hospital San Diego, San Diego, CA, January 7, 2011.
- An orientation to Pathology. Grand Rounds for New Physicians. Woodland Hills, CA, January 18, 2011.
- A Day in the Life of a Busy Surgical Pathologist. Grand Rounds, Beaver Creek, CO, February 3, 2011.
- A Virtual Glass Slide Library. College of American Pathologists, New Orleans, LA, February 12, 2011.
- Oropharyngeal carcinoma: Update and Current Diagnostic criteria. Grand Rounds. Southern California Permanente Medical Group, Los Angeles, CA, February 15, 2011.
- Surgical Pathology of the Ear and Temporal Bone. Grand Rounds. University of California—Los Angeles, Los Angeles, CA, February 18, 2011.
- Unknown Slide Session. University of California—Los Angeles, Los Angeles, CA, April 22, 2011.
- What do Pathologists do in the basement? Grand Rounds, Family Practice Residents, Woodland Hills, CA, September 30, 2011.
- An Update on Neuroendocrine Tumor Classification. Gastrointestinal Grand Rounds, Woodland Hills, CA, October 5, 2011.
- Difficult and Diagnostically challenging Thyroid gland lesions. Short Course (2 hours). American Society of Clinical Pathologists Annual Meeting. Las Vegas, NV, October 20, 2011.
- Difficult and Diagnostically challenging Sinonasal Tract lesions. Short Course (2 hours). American Society of Clinical Pathologists Annual Meeting. Las Vegas, NV, October 20, 2011.
- Can you name the Pancreatic Cysts? General Surgery Grand Rounds, Woodland Hills, CA, October 26, 2011.
- Can you save enough to Retire? Grand Rounds, Family Practice Residents, Woodland Hills, CA, October 27, 2011.
- Grand Rounds: Do you ever listen? University of Southern California, Department of Pathology. Los Angeles, CA, October 28, 2011.
- Will you ever be able to retire? Retirement Seminar, Hilton Hotel, Costa Mesa, CA, October 29, 2011.
- Common Questions in Head and Neck Pathology Consultation Cases. Guest Lecturer. California Society of Pathology, San Francisco, CA, November 30, 2011.
- Pathology for Dummies. Grand Rounds, Family Practice Residents, Woodland Hills, CA, December 15, 2011.
- Did President Grant Die from Oral Sex? Los Angeles Society of Pathologists, Los Angeles, CA, March 13, 2012
- Location, Location, Location. North American Society of Head and Neck Pathology. United States and Canadian Academy of Pathology Meeting, Vancouver, BC, Canada, March 17, 2012
- Difficult Sinonasal Tract Lesions. International Academy of Oral Pathology (IAOP), Sao Pedro, Brazil, July 29, 2012.


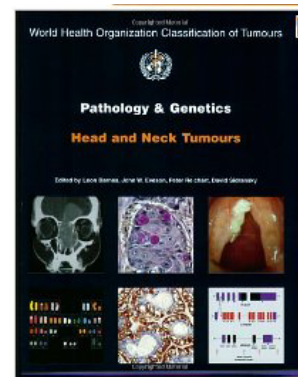
- Selected Spindle cell lesions of the Upper Aerodigestive Tract and Their Mimics. International Academy of Oral Pathology (IAOP), Sao Pedro, Brazil, July 29, 2012.
- Head and Neck Pathology. International Academy of Pathology. Cape Town, South Africa, September 30 – October 5, 2012.
- Head and Neck Tumors. California Tissue Tumor Registry (CTTR), All Day Seminar (16 lectures). Costa Mesa, CA, June 9, 2013.




BOOK CHAPTERS

- Thompson LDR, Wenig BM, Kornblut AD. Pharyngitis. Chapter 48. *In*: Bailey BJ, Ed, Head and neck surgery--Otolaryngology, 2nd ed., Lippincott-Raven, Philadelphia, 1998:655-669.
- Thompson LDR. Laryngeal Pathology. *In*: Fu YS, Wenig BM, Wenig B, Abemeyor C, editors. **Pathology of the head and neck: with clinicopathologic correlations**. Churchill Livingstone: New York, 2001:369-455.
- Thompson LDR. Surgical pathology of the larynx. *In*: Weidner N, Cote RJ, Suster S and Weiss LM, editors. **Modern Surgical Pathology**. Philadelphia: W. B. Saunders Co, 2003:211-241.
- Thompson LDR, Kornblut AD. Pharyngitis. Chapter 48. *In*: Bailey BJ, ed. Head and neck surgery--Otolaryngology, 3rd ed., Lippincott-Raven, Philadelphia, 2002:655-669.
- Thompson LDR, Heffess CS. Pancreas (Chapter 35). *In*: Sternberg's **Diagnostic Surgical Pathology**. Mills SE, Carter D, Greenson JK, Reuter VE, Oberman HA, Stoler MH, eds. 4th Edition, Volume 2. Philadelphia: Lippincott Williams Wilkins, 2004;1603-1654.
- Thompson LDR. Primary thyroid teratomas. *In*: DeLellis RA, Lloyd R, Heitz PU, Eng C, eds. **Pathology and Genetics of Tumours of the Endocrine Organs and Paraganglia**. Kleihues P, Sobin LH, series eds., World Health Organization Classification of Tumours. Lyon, France: IARC Press, 2004:106-108.
- Thompson LDR. Thyroid smooth muscle tumours. *In*: DeLellis RA, Lloyd R, Heitz PU, Eng C, eds. **Pathology and Genetics of Tumours of the Endocrine Organs and Paraganglia**. Kleihues P, Sobin LH, series eds., World Health Organization Classification of Tumours. Lyon, France: IARC Press, 2004:115.
- Thompson LDR. Thyroid peripheral nerve sheath tumours. *In*: DeLellis RA, Lloyd R, Heitz PU, Eng C, eds. **Pathology and Genetics of Tumours of the Endocrine Organs and Paraganglia**. Kleihues P, Sobin LH, series eds., World Health Organization Classification of Tumours. Lyon, France: IARC Press, 2004:116.
- Abbondanzo SL, Aozasa K, Boerner S, Thompson LDR. Primary lymphoma and plasmacytoma. *In*: DeLellis RA, Lloyd R, Heitz PU, Eng C, eds. **Pathology and Genetics of Tumours of the Endocrine Organs and Paraganglia**. Kleihues P, Sobin LH, series eds., World Health Organization Classification of Tumours. Lyon, France: IARC Press, 2004:109-111.
- Thompson LDR. Langerhans cell histiocytosis of the thyroid. *In*: DeLellis RA, Lloyd R, Heitz PU, Eng C, eds. **Pathology and Genetics of Tumours of the Endocrine Organs and Paraganglia**. Kleihues P, Sobin LH, series eds., World Health Organization Classification of Tumours. Lyon, France: IARC Press, 2004:121.
- Thompson LDR. Rosai-Dorfman disease. *In*: DeLellis RA, Lloyd R, Heitz PU, Eng C, eds. **Pathology and Genetics of Tumours of the Endocrine Organs and Paraganglia**. Kleihues P, Sobin LH, series eds., World Health Organization Classification of Tumours. Lyon, France: IARC Press, 2004:119.
- Thompson LDR, Young WF Jr., Kawashima A, Komminoth P, Tischler AS. Malignant pheochromocytoma. *In*: DeLellis RA, Lloyd R, Heitz PU, Eng C, eds. **Pathology and Genetics of Tumours of the Endocrine Organs and Paraganglia**. Kleihues P, Sobin LH, series eds., World Health Organization Classification of Tumours. Lyon, France: IARC Press, 2004:147-150.
- Kimura N, Capella C, De Krijger RR, Thompson LDR, Lam KY, Komminoth P, Tischler AS, Young WF, Jr. Extra-adrenal sympathetic paraganglioma: superior and inferior paraaortic paraganglioma. *In*: DeLellis RA, Lloyd R, Heitz PU, Eng C, eds. **Pathology and Genetics of Tumours of the Endocrine Organs and Paraganglia**. Kleihues P, Sobin LH, series eds., World Health Organization Classification of Tumours. Lyon, France: IARC Press, 2004:164-165.

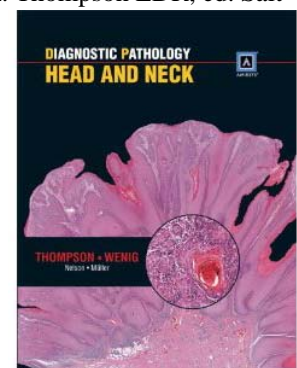

- Pilch BZ, Bouquot J, Thompson LDR. Tumors of the Nasal Cavity and Paranasal sinuses: Squamous cell carcinoma. *In:* Barnes EL, Eveson JW, Reichart P, Sidransky D, eds. **Pathology and Genetics of Head and Neck Tumours**. Kleihues P, Sobin LH, series eds. World Health Organization Classification of Tumours. Lyon, France: IARC Press, 2005:15-17.
- Thompson LDR, Fanburg-Smith JC. Tumors of the Nasal Cavity and Paranasal sinuses: Malignant soft tissue tumours. *In:* Barnes EL, Eveson JW, Reichart P, Sidransky D, eds. **Pathology and Genetics of Head and Neck Tumours**. Kleihues P, Sobin LH, series eds. World Health Organization Classification of Tumours. Lyon, France: IARC Press, 2005: 35-42.
- Thompson LDR, Fanburg-Smith JC, Wenig BM. Tumors of the Nasal Cavity and Paranasal sinuses: Borderline and low malignant potential tumours of soft tissues. *In:* Barnes EL, Eveson JW, Reichart P, Sidransky D, eds. **Pathology and Genetics of Head and Neck Tumours**. Kleihues P, Sobin LH, series eds. World Health Organization Classification of Tumours. Lyon, France: IARC Press, 2005:43-45.
- Fanburg-Smith JC, Thompson LDR. Tumors of the Nasal Cavity and Paranasal sinuses: Benign soft tissue tumours. *In:* Barnes EL, Eveson JW, Reichart P, Sidransky D, eds. **Pathology and Genetics of Head and Neck Tumours**. Kleihues P, Sobin LH, series eds. World Health Organization Classification of Tumours. Lyon, France: IARC Press, 2005:46-50.
- Wenig BM, Dulguerov P, Kapadia SB, Prasad ML, Fanburg-Smith JC, Thompson LDR. Tumors of the Nasal Cavity and Paranasal sinuses: Neuroectodermal tumours. *In:* Barnes EL, Eveson JW, Reichart P, Sidransky D, eds. **Pathology and Genetics of Head and Neck Tumours**. Kleihues P, Sobin LH, series eds. World Health Organization Classification of Tumours. Lyon, France: IARC Press, 2005:65-75.
- Thompson LDR, Fanburg-Smith JC. Tumours of the Nasopharynx: Nasopharyngeal angiofibroma. *In:* Barnes EL, Eveson JW, Reichart P, Sidransky D, eds. **Pathology and Genetics of Head and Neck Tumours**. Kleihues P, Sobin LH, series eds. World Health Organization Classification of Tumours. Lyon, France: IARC Press, 2005:102-103.
- Thompson LDR, Fanburg-Smith JC. Tumours of the Hypopharynx, Larynx and Trachea: Malignant soft tissue tumours. *In:* Barnes EL, Eveson JW, Reichart P, Sidransky D, eds. **Pathology and Genetics of Head and Neck Tumours**. Kleihues P, Sobin LH, series eds. World Health Organization Classification of Tumours. Lyon, France: IARC Press, 2005:147-149.
- Thompson LDR, Fanburg-Smith JC, Barnes L. Tumours of the Hypopharynx, Larynx and Trachea: Benign soft tissue tumours. *In:* Barnes EL, Eveson JW, Reichart P, Sidransky D, eds. **Pathology and Genetics of Head and Neck Tumours**. Kleihues P, Sobin LH, series eds. World Health Organization Classification of Tumours. Lyon, France: IARC Press, 2005:152-155.
- Michaels L, Thompson LDR. Tumours of the Ear: Ceruminous gland neoplasms of external auditory canal and cylindroma. *In:* Barnes EL, Eveson JW, Reichart P, Sidransky D, eds. **Pathology and Genetics of Head and Neck Tumours**. Kleihues P, Sobin LH, series eds. World Health Organization Classification of Tumours. Lyon, France: IARC Press, 2005:331-333.
- Thompson LDR. Non-neoplastic lesions of the larynx, hypopharynx and trachea. *In:* Thompson LDR. **Head and Neck Pathology**. Goldblum JR, series ed. Foundations in Diagnostic Pathology. Vol 3. Philadelphia: Churchill Livingstone Elsevier, 2006:1-32.
- Thompson LDR. Malignant neoplasms of the larynx, hypopharynx, and trachea. *In:* Thompson LDR. **Head and Neck Pathology**. Goldblum JR, series ed. Foundations in Diagnostic Pathology. Vol 3. Philadelphia: Churchill Livingstone Elsevier, 2006:51-88.
- Brandwein-Gensler M, Thompson LDR. Non-neoplastic lesions of the nasal cavity, paranasal sinuses and nasopharynx. *In:* Thompson LDR. **Head and Neck Pathology**. Goldblum JR, series ed. Foundations in Diagnostic Pathology. Vol 3. Philadelphia: Churchill Livingstone Elsevier, 2006:89-123.
- Perez-Ordoñez B, Thompson LDR. *Benign neoplasms of the nasal cavity, paranasal sinuses and nasopharynx*. *In:* Thompson LDR. **Head and Neck Pathology**. Goldblum JR, series ed. Foundations in Diagnostic Pathology. Vol 3. Philadelphia: Churchill Livingstone Elsevier, 2006:124-154.



- Thompson LDR. *Malignant neoplasms of the nasal cavity, paranasal sinuses and nasopharynx*. In: Thompson LDR. **Head and Neck Pathology**. Goldblum JR, series ed. Foundations in Diagnostic Pathology. Vol 3. Philadelphia: Churchill Livingstone Elsevier, 2006:155-213.
- Thompson LDR. *Benign neoplasms of the ear and temporal bone*. In: Thompson LDR. **Head and Neck Pathology**. Goldblum JR, series ed. Foundations in Diagnostic Pathology. Vol 3. Philadelphia: Churchill Livingstone Elsevier, 2006:397-418.
- Michaels L, Thompson LDR. *Malignant neoplasms of the ear and temporal bone*. In: Thompson LDR. **Head and Neck Pathology**. Goldblum JR, series ed. Foundations in Diagnostic Pathology. Vol 3. Philadelphia: Churchill Livingstone Elsevier, 2006:419-434.
- Luna MA, Thompson LDR. *Non-neoplastic lesions of the neck*. In: Thompson LDR. **Head and Neck Pathology**. Goldblum JR, series ed. Foundations in Diagnostic Pathology. Vol 3. Philadelphia: Churchill Livingstone Elsevier, 2006:516-526.
- Luna MA, Thompson LDR. *Benign neoplasms of the neck*. In: Thompson LDR. **Head and Neck Pathology**. Goldblum JR, series ed. Foundations in Diagnostic Pathology. Vol 3. Philadelphia: Churchill Livingstone Elsevier, 2006:527-534.
- Luna MA, Thompson LDR. *Malignant neoplasms of the neck*. In: Thompson LDR. **Head and Neck Pathology**. Goldblum JR, series ed. Foundations in Diagnostic Pathology. Vol 3. Philadelphia: Churchill Livingstone Elsevier, 2006:535-550.
- Sobin LH, Thompson LDR. *TNM Classification and Consensus Reporting of Head and Neck Tumors*. In: Thompson LDR. **Head and Neck Pathology**. Goldblum JR, series ed. Foundations in Diagnostic Pathology. Vol 3. Philadelphia: Churchill Livingstone Elsevier, 2006:594-604.
- Thompson LDR. *Benign neoplasms of the thyroid gland*. In: Thompson LDR, ed. **Endocrine Pathology**. In: Goldblum JR, series ed. Foundations in Diagnostic Pathology. Vol 5. Philadelphia, PA: Churchill Livingstone Elsevier, 2006:51-76.
- Thompson LDR. *Malignant neoplasms of the thyroid gland*. In: Thompson LDR, ed. **Endocrine Pathology**. In: Goldblum JR, series ed. Foundations in Diagnostic Pathology. Vol 5. Philadelphia, PA: Churchill Livingstone Elsevier, 2006:77-144.
- Thompson LDR. *Non-neoplastic lesions of the parathyroid glands*. In: Thompson LDR, ed. **Endocrine Pathology**. In: Goldblum JR, series ed. Foundations in Diagnostic Pathology. Vol 5. Philadelphia, PA: Churchill Livingstone Elsevier, 2006:145-156.
- Thompson LDR. *Benign neoplasms of the parathyroid glands*. In: Thompson LDR, ed. **Endocrine Pathology**. In: Goldblum JR, series ed. Foundations in Diagnostic Pathology. Vol 5. Philadelphia, PA: Churchill Livingstone Elsevier, 2006:157-164.
- Thompson LDR. *Malignant neoplasms of the parathyroid glands*. In: Thompson LDR, ed. **Endocrine Pathology**. In: Goldblum JR, series ed. Foundations in Diagnostic Pathology. Vol 5. Philadelphia, PA: Churchill Livingstone Elsevier, 2006:165-182.
- Wieneke JA, Thompson LDR. *Non-neoplastic lesions of the adrenal gland*. In: Thompson LDR, ed. **Endocrine Pathology**. In: Goldblum JR, series ed. Foundations in Diagnostic Pathology. Vol 5. Philadelphia, PA: Churchill Livingstone Elsevier, 2006:183-204.
- Thompson LDR, Wieneke JA. *Benign neoplasms of the adrenal gland*. In: Thompson LDR, ed. **Endocrine Pathology**. In: Goldblum JR, series ed. Foundations in Diagnostic Pathology. Vol 5. Philadelphia, PA: Churchill Livingstone Elsevier, 2006:205-238.
- Thompson LDR, Heffess CS. *Non-neoplastic lesions of the pituitary gland*. In: Thompson LDR, ed. **Endocrine Pathology**. In: Goldblum JR, series ed. Foundations in Diagnostic Pathology. Vol 5. Philadelphia, PA: Churchill Livingstone Elsevier, 2006:281-294.
- Thompson LDR, Heffess CS. *Benign neoplasms of the pituitary gland*. In: Thompson LDR, ed. **Endocrine Pathology**. In: Goldblum JR, series ed. Foundations in Diagnostic Pathology. Vol 5. Philadelphia, PA: Churchill Livingstone Elsevier, 2006:295-322.



- Thompson LDR, Heffess CS. *Malignant neoplasms of the pituitary gland*. In: Thompson LDR, ed. **Endocrine Pathology**. In: Goldblum JR, series ed. Foundations in Diagnostic Pathology. Vol 5. Philadelphia, PA: Churchill Livingstone Elsevier, 2006:323-326.
- Fowler FC, Thompson LDR. *Anatomy, Embryology and Histology*. In: Thompson LDR, ed. **Endocrine Pathology**. In: Goldblum JR, series ed. Foundations in Diagnostic Pathology. Vol 5. Philadelphia, PA: Churchill Livingstone Elsevier, 2006:339-350.
- Fowler FC, Thompson LDR. *Intraoperative Consultation and Grossing Techniques*. In: Thompson LDR, ed. **Endocrine Pathology**. In: Goldblum JR, series ed. Foundations in Diagnostic Pathology. Vol 5. Philadelphia, PA: Churchill Livingstone Elsevier, 2006:351-358.
- Sobin LH, Thompson LDR. *TNM Staging and consensus reporting of Endocrine Organ Tumors*. In: Thompson LDR, ed. **Endocrine Pathology**. In: Goldblum JR, series ed. Foundations in Diagnostic Pathology. Vol 5. Philadelphia, PA: Churchill Livingstone Elsevier, 2006:359-364.
- Thompson LDR. Pharyngitis. Chapter 43. In: Bailey BJ, Johnson JT, Newlands SD, eds. Head and neck surgery--Otolaryngology, 4th ed., Lippincott-Raven, Philadelphia, 2006: 601-614.
- Thompson LDR. Rare Primary Thyroid Epithelial Tumors (Chapter 15). In: Nikiforov Y, Beddinger P, Thompson LDR, eds. Diagnostic Pathology and Molecular Genetics of the Thyroid. Philadelphia: Wolters Kluwer – Lippincott Williams & Wilkins. 2009:280-302.
- Thompson LDR. Rare Primary Thyroid Non-Epithelial Tumors and Tumor-like Conditions (Chapter 16). In: Nikiforov Y, Beddinger P, Thompson LDR, eds. Diagnostic Pathology and Molecular Genetics of the Thyroid. Philadelphia: Wolters Kluwer – Lippincott Williams & Wilkins. 2009: 303-332.
- Thompson LDR. Rare Primary Thyroid Lymphomas (Chapter 17). In: Nikiforov Y, Beddinger P, Thompson LDR, eds. Diagnostic Pathology and Molecular Genetics of the Thyroid. Philadelphia: Wolters Kluwer – Lippincott Williams & Wilkins. 2009: 333-347.
- Thompson LDR. Metastatic tumors to the Thyroid (Chapter 18). In: Nikiforov Y, Beddinger P, Thompson LDR, eds. Diagnostic Pathology and Molecular Genetics of the Thyroid. Philadelphia: Wolters Kluwer – Lippincott Williams & Wilkins. 2009: 348-356.
- Thompson LDR. Surgical pathology of the larynx. In: Weidner N, Cote RJ, Suster S and Weiss LM, editors. 2nd ed. **Modern Surgical Pathology**. Philadelphia: W. B. Saunders Co, 2009: 208-245.
- Thompson LDR, Heffess CS. Pancreas (Chapter 35). In: Sternberg's **Diagnostic Surgical Pathology**. Mills SE, Carter D, Greenon JK, Reuter VE, Oberman HA, Stoler MH, eds. 5th Edition, Volume 2. Philadelphia: Lippincott Williams Wilkins, 2009:1432-1491.
- Thompson LDR. (**Chapters as listed below**). In: **Diagnostic Pathology: Head and Neck**. Thompson LDR, ed. Salt-Lake City, UT: Amirsys & Lippincott Williams Wilkins, 2011-03:
 - Ear: Angiolymphoid hyperplasia with Eosinophilia.
 - Ear Ceruminous Adenocarcinoma
 - Ear Ceruminous Adenoma
 - Ear Cholesteatoma
 - Ear Chondrodermatitis Nodularis Helicis
 - Ear Cystic Chondromalacia
 - Ear Encephalocele Acquired
 - Ear Endolymphatic sac tumor
 - Ear Exostosis
 - Ear Exostosis
 - Ear Gout
 - Ear Keloid
 - Ear Malakoplakia
 - Ear Meningioma
 - Ear Metastases



- Ear Neuroendocrine Adenoma of the Middle Ear
- Ear Osteoma
- Ear Otic Polyp
- Ear Otitis Media
- Ear Otosclerosis
- Ear Paraganglioma
- Ear Relapsing Polychondritis
- Ear Rhabdomyosarcoma
- Ear Schwannoma Acoustic Neuroma
- Gnathic Cherubism
- Gnathic Fibrosarcoma
- Gnathic Fibrous dysplasia
- Gnathic Juvenile Active Ossifying Fibroma
- Gnathic Osteoradionecrosis
- Gnathic Osteosarcoma
- Gnathic Paget Disease of Bone
- Larynx Adenosquamous carcinoma
- Larynx Amyloid
- Larynx Dysplasia
- Larynx Basaloid Squamous Cell Carcinoma
- Larynx Chondroma
- Larynx Chondrosarcoma
- Larynx Contact Ulcer
- Larynx Conventional Squamous Cell carcinoma
- Larynx Granular cell tumor
- Larynx Infection laryngitis
- Larynx Metastases
- Larynx Papillary and Exophytic Squamous Cell Carcinoma
- Larynx Tracheopathic Osteoplastica
- Larynx Verrucous Squamous Cell carcinoma
- Nasal Encephalocele
- Nasopharynx Tornwaldt Cyst
- Nasopharyngeal Juvenile Angiofibroma
- Nasopharynx Rathke's Cleft Cyst
- Neck Branchial Cleft Cyst
- Neck Bronchogenic Cyst
- Neck Carotid Body Paraganglioma
- Neck Cat Scratch Disease
- Neck Chordoma
- Neck Elastofibroma
- Neck Hibernoma
- Neck Lipoblastoma
- Neck Lipoma
- Neck Lymphangioma
- Neck Metastatic Cystic squamous cell carcinoma
- Neck Nodular Fasciitis
- Neck Nuchal type fibroma
- Neck Perineurioma
- Neck Spindle cell lipoma
- Neck Synovial Sarcoma
- Oral Granular cell tumor
- Oral Melanotic Neuroectodermal Tumor of Infancy
- Parathyroid Carcinoma
- Parathyroid Metastatic Secondary neoplasms
- Parathyroid Parathyroiditis
- Protocol Nasal Paranasal Sinus Specimens
- Salivary Acinic cell Carcinoma

- Salivary Adenocarcinoma NOS
- Salivary Adenoid Cystic Carcinoma
- Salivary Basal Cell Adenocarcinoma
- Salivary Basal Cell Adenoma
- Salivary Canalicular Adenoma
- Salivary Carcinoma Ex-Pleomorphic Adenoma
- Salivary Cystadenocarcinoma (Papillary)
- Salivary Duct Carcinoma
- Salivary Epithelial-myoeithelial carcinoma
- Salivary Hemangioma
- Salivary Myoepithelioma
- Salivary Oncocytoma
- Salivary Pleomorphic adenoma
- Salivary Polymorphous Low Grade Adenocarcinoma
- Salivary Sebaceous Carcinoma and Sebaceous Lymphadenocarcinoma
- Salivary Sialoblastoma
- Salivary Small cell Undifferentiated Carcinoma
- Sinonasal Allergic Fungal Sinusitis
- Sinonasal Ameloblastoma
- Sinonasal Angiosarcoma
- Sinonasal Ectopic Pituitary Adenoma
- Sinonasal Encephalocele
- Sinonasal Ewing sarcoma
- Sinonasal Fibromatosis Desmoid
- Sinonasal Fibrosarcoma
- Sinonasal Glial Heterotopia
- Sinonasal Glomangiopericytoma
- Sinonasal Lobular capillary hemangioma (Pyogenic Granuloma)
- Sinonasal Melanoma
- Sinonasal Meningioma
- Sinonasal Metastatic Secondary Tumors
- Sinonasal Mycetoma
- Sinonasal Olfactory Neuroblastoma
- Sinonasal Pleomorphic Adenoma
- Sinonasal Rhinoscleroma
- Sinonasal Schwannoma and Neurofibroma
- Sinonasal Solitary Fibrous Tumor
- Sinonasal Teratocarcinosarcoma
- Thyroid Adenomatoid Nodules
- Thyroid Angiosarcoma
- Thyroid Carcinoma Showing Thymus-like Differentiation
- Thyroid C-cell hyperplasia physiologic
- Thyroid Diffuse Hyperplasia Graves disease
- Thyroid Dysmorphogenetic Goiter
- Thyroid Follicular Adenoma
- Thyroid Follicular Carcinoma
- Thyroid Follicular dendritic cell tumor
- Thyroid Granulomatous Thyroiditis
- Thyroid Hyalinizing Trabecular Tumor
- Thyroid Langerhans Cell Histiocytosis
- Thyroid Leiomyoma
- Thyroid Leiomyosarcoma
- Thyroid Lymphoma: Extranodal Marginal Zone B-cell lymphoma and Diffuse Large B-cell lymphoma
- Thyroid Malignant Peripheral Nerve Sheath Tumors
- Thyroid Medullary Carcinoma
- Thyroid Metastatic Secondary Neoplasms
- Thyroid Palpation Thyroiditis

- Thyroid Papillary Carcinoma
- Thyroid Paraganglioma
- Thyroid Schwannoma
- Thyroid Spindle and Epithelial Tumor with Thymic Differentiation
- Thyroid Solid Cell Nests
- Thyroid Solitary Fibrous Tumor
- Thyroid Squamous Cell Carcinoma
- Thyroid Teratoma
- Thyroid Undifferentiated Anaplastic carcinoma
- Tonsil Tangier Disease

JOURNAL PUBLICATIONS

- Montz FJ, Holschneider CH, Thompson LDR. Large Loop Excision of the Transformation Zone: Effect on the Pathologic Interpretation of Resection Margins. **Obstetr Gynecol** 1993;81:976-82.
- Thompson LDR, Rosenthal DL. Cytopathology of Tubular Carcinoma of the Breast. **A.S.C.P. Check Sample**, C93-7, 1993.
- Thompson LDR, Heffess CS, Adair CF, Smith BS, Wenig BW. Langerhans cell histiocytosis of the thyroid: a series of seven cases and a review of the literature. **Mod Pathol** 1996;9:145-149.
- Thompson, LDR. Isolated thyroid Langerhans cell histiocytosis: A case report. **Eur Arch Otorhinolaryngol** 1996;253:62-65.
- Thompson L, Cheng B, Barsky S. Monoclonal origins of malignant mixed tumors (carcinosarcomas). Evidence of a divergent histogenesis. **Am J Surg Pathol** 1996;20:277-85.
- Wenig BM, Thompson LDR, Frankel SS, Burke AP, Abbondanzo SL, Sesterhenn I, Heffner DK. Lymphoid changes of the nasopharyngeal and palatine tonsils that are indicative of human immunodeficiency virus infection. A clinicopathologic study of 12 cases. **Am J Surg Pathol** 1996;20:572-587.
- Heffner DK, Thompson LDR, Schall D, Anderson V. Pharyngeal dermoids (“hairy polyps”) as accessory auricles. **Ann Otol Rhinol Laryngol** 1996;105:819-824.
- Frankel SS, Wenig BM, Burke AP, Mannan P, Thompson LDR, Abbondanzo SL, Nelson AM, Pope M, Steinman RM. Replication of HIV-1 in dendritic cell-derived syncytia at the mucosal surface of the adenoid. **Science** 1996;272:115-117.
- Thompson LDR, Wenig BM, Ellis, GL. Oncocytomas of the submandibular gland: A series of 22 cases and a review of the literature. **Cancer** 1996;78:2281-2288.
- Thompson LDR, Adair CF, Shmookler BM, Wenig BM, Heffess CS. Peripheral nerve sheath tumors of the thyroid: A series of four cases and a review of the literature. **Endocr Pathol** 1996;7:309-314.
- Thompson LDR, Adair CF, Wenig BM, Heffess CS. Primary smooth muscle tumors of the thyroid gland. **Cancer** 1997;79:579-587.
- Thompson LDR. Challenging diagnosis in head and neck pathology. **Eur Arch Otorhinolaryngol** 1997;254:357-366.
- Wenig BM, Thompson LDR, Adair CF, Shmookler B, Heffess CS. Thyroid papillary carcinoma of columnar cell type: A clinicopathologic study of 16 cases. **Cancer** 1998;82:740-53.
- Schafer DR, Thompson LDR, Smith BC, Wenig BM. Primary Ameloblastoma of the sinonasal tract: clinicopathologic study of 24 Cases. **Cancer** 1998;82:667-74.
- Thompson LDR, Heffner DK. The clinical importance of cystic squamous cell carcinomas in the neck: a study of 136 cases. **Cancer** 1998;82:944-956.
- Paal E, Thompson LDR, Heffess CS. A clinicopathologic and immunohistochemical study of ten pancreatic lymphangiomas with a review of the literature. **Cancer** 1998;82:2150-2158.
- Rassael H, Thompson LDR, Heffess CS. Microscopic papillary carcinoma of the thyroid gland: a non-surgical entity. A clinicopathologic correlation of 90 cases. **Eur Arch Otorhinolaryngol** 1998;225:462-467.

- Buetow PC, Rao P, Thompson LDR. Mucinous cystic neoplasms of the pancreas: radiologic-pathologic correlation. **Radiographics** 1998;18:433-449.
- Thompson LDR, Becker RC, Przygodzki RM, Adair CF, Heffess CS. Mucinous cystic neoplasms (mucinous cystadenocarcinomas of low grade malignant potential) of the pancreas: a clinicopathologic study of 130 cases. **Am J Surg Pathol** 1999;23:1-16.
- Thompson LDR, Wenig BM, Heffner DK, Gnepp D. Exophytic and Papillary Squamous Cell Carcinomas of the Larynx: A clinicopathologic series of 104 cases. **Otolaryngology Head Neck Surg** 1999;120:718-24.
- Paal E, Thompson LDR, Przygodzki RM, Brathauer GL, Heffess CS. A clinicopathologic and immunohistochemical study of 22 intraductal papillary mucinous neoplasms of the pancreas, with a review of the literature. **Mod Pathol** 1999;12:518-529.
- Wieneke JA, Thompson LDR, Wenig BM. Basaloid squamous cell carcinoma of the sinonasal tract. **Cancer** 1999;85:841-854.
- Castle JT, Thompson LDR, Frommelt RA, Wenig BM, Kessler HP. Polymorphous low grade adenocarcinoma (PLGA): a clinicopathologic study of 164 cases. **Cancer** 1999;86:207-19.
- Kodroff KS, Lieber C, Thompson LDR. Parathyroid carcinoma occurring in multiple endocrine neoplasia type 1. **Endocrine Practice** 1999;5:347-349.
- Castle JT, Thompson LDR. Kaposi's sarcoma of major salivary gland origin: a clinicopathologic series of 6 cases. **Cancer** 2000; 88:15-23.
- Thompson LDR, Rosai J, Heffess CS. Primary thyroid teratomas: a clinicopathological study of 30 cases. **Cancer** 2000;88:1149-1158.
- Gadwal SR, Fanburg-Smith JC, Gannon FH, Thompson, LDR. Chondrosarcomas of the head and neck in pediatric patients: a clinicopathologic study of 14 cases with a review of the literature. **Cancer** 2000;88:2181-2188.
- Fanburg-Smith JC, Gyure KA, Michal M, Katz D, Thompson LDR. Retroperitoneal peripheral hemangioblastoma: a case report and review of the literature. **Ann Diag Pathol** 2000;4:81-87.
- Derringer GA, Thompson LDR, Frommelt RA, Bijwaard KE, Heffess CS, Abbondanzo SL. Malignant lymphoma of the thyroid gland: a clinicopathologic study of 108 cases. **Am J Surg Pathol** 2000;24:623-639.
- Thompson LDR, Gyure KA. Extracranial sinonasal tract meningiomas: a clinicopathological study of 30 cases. **Am J Surg Pathol** 2000;24:640-650.
- Thompson LDR, Derringer GA, Wenig BM. Amyloidosis of the larynx: a clinicopathologic study of 11 cases. **Mod Pathol** 2000;13:528-535.
- Kardon DE, Thompson LDR. Tonsillar granulomas: a clinicopathologic series of 22 cases. **Laryngoscope** 2000;110:476-481.
- Kardon DE, Thompson LDR. Exophytic and papillary squamous cell carcinoma of the larynx. **Pathol Case Rev** 2000;5:1-4.
- Briscoe D, Adair CF, Thompson LDR, Tellado MV, Buckner, S-B, Rosenthal DL, O'Leary TJ. Telecytologic diagnosis of breast fine needle aspiration biopsies: intraobserver concordance. **Acta Cytologica** 2000;44:175-180.
- Kardon DE, Wenig BM, Heffner DK, Thompson LDR. Tonsillar lymphangiomatous polyps: a clinicopathologic series of 26 cases. **Mod Pathol**, 2000;13:1128-1133.
- Neuhauser TS, Derringer GA, Thompson LDR, Fanburg-Smith JC, Miettinen M, Saaristo A, Abbondanzo SL. Splenic angiosarcoma: A clinicopathologic and immunophenotypic study of 28 cases. **Mod Pathol** 2000;13:978-987.
- Thompson LDR, Heffess CS. Renal cell carcinoma to the pancreas in surgical pathology material. A clinicopathologic study of 21 cases with a review of the literature. **Cancer** 2000;89:1076-1088.
- Kardon DE, Thompson LDR. Sinonasal mucosal malignant melanoma: report of an unusual case mimicking schwannoma. **Ann Diag Pathol** 2000;4:303-307.
- Gyure KA, Thompson LDR, Morrison AL. A clinicopathological study of 15 patients with neuroglial heterotopias and encephaloceles of the middle ear and mastoid region. **Laryngoscope** 2000;110:1731-1735.

- Thompson LDR, Wieneke JA, Frommelt RA, Paal E, Adair CS, Heffess CS. Minimally invasive follicular carcinoma of the thyroid gland: a clinicopathologic study of 130 cases. **Cancer** 2001;91:505-524.
- Gadwal SR, Gannon FH, Fanburg-Smith JC, Becoskie EA, Thompson LDR. Primary osteosarcoma of the head and neck in pediatric patients: a clinicopathologic study of 22 cases. **Cancer** 2001;91:598-605.
- Thompson LDR, Heffner DK. Sinonasal tract eosinophilic angiocentric fibrosis: a report of three cases. **Am J Clin Pathol** 2001;115:243-248.
- Kardon DE, Thompson LDR, Heffess CS. Adenosquamous carcinoma of the pancreas: A clinicopathologic study of 25 cases. **Mod Pathol** 2001;14:443-451.
- Neuhauser TS, Derringer GA, Thompson LDR, Fanburg-Smith JC, Aguilera NS, Andriko J, Chu WS, Abbondanzo SL. Splenic inflammatory myofibroblastic tumor (inflammatory pseudotumor): a clinicopathologic and immunophenotypic study of 12 cases. **Arch Pathol Lab Med** 2001;125:379-85.
- Paal E, Thompson LDR, Przygodzki RM, Brathauer GL, Frommelt FA, Heffess CS. Anaplastic carcinomas of the pancreas: a clinicopathological study of 36 cases. **Ann Diag Pathol** 2001;5:129-140.
- Thompson LDR, Fanburg-Smith JC, Wenig BM. Nodular fasciitis (NF) of the external ear region: a clinicopathologic study of 50 cases. **Ann Diag Pathol** 2001;6:191-198.
- Gannon FH, Glaser D, Caron R, Thompson LDR, Shore EM, Kaplan FS. Mast Cell Involvement in Fibrodysplasia Ossificans Progressiva. **Hum Pathol** 2001;32:842-848.
- Loos BM, Wieneke JA, Thompson LDR. Laryngeal angiosarcoma: A clinicopathologic study of five cases with a review of the literature. **Laryngoscope** 2001;111:1197-1202.
- Wieneke JA, Thompson LDR, Heffess CS. Corticomedullary mixed tumor of the adrenal gland. **Ann Diagn Pathol** 2001;5:304-308.
- Wieneke JA, Gannon FH, Heffner DK, Thompson LDR. Giant cell tumor of the larynx: a clinicopathologic series of eight cases and a review of the literature. **Mod Pathol** 2001;14:1209-1215.
- Alli PM, Ollayos CW, Thompson LDR, Kapadia I, Butler D, Williams BH, Rosenthal DL, O'Leary TJ. Telecytology: Intraobserver and interobserver reproducibility in the diagnosis of cervical-vaginal smears. **Hum Pathol** 2001;32:1318-1322.
- Thompson LDR, Wieneke JA, Miettinen M, Heffner DK. Spindle-cell (sarcomatoid) carcinomas of the larynx: a clinicopathologic study of 187 cases. **Am J Surg Pathol** 2002;26:153-70.
- Fung EK, Neuhauser TS, Thompson LDR. Hodgkin-Like Transformation of a Marginal Zone B-Cell Lymphoma of the Larynx. **Ann Diag Pathol** 2002;6:61-66.
- Heffess CS, Thompson LDR. Minimally invasive follicular thyroid carcinoma. **Endocr Pathol** 2001;12(4):417-422.
- Thompson LDR. Pheochromocytoma of the Adrenal Gland Scaled Score (PASS) to Separate Benign From Malignant Neoplasms: A Clinicopathologic and Immunophenotypic Study of 100 Cases. **Am J Surg Pathol** 2002;26:551-566.
- Torske K, Thompson LDR. Middle ear adenoma vs. carcinoid tumor: A review of the literature and a unifying concept of 48 cases of neuroendocrine adenoma of the middle ear (NAME). **Mod Pathol** 2002;15:543-555.
- Garcia RE, Thompson LDR, Gannon FH. Dedifferentiated Chondrosarcomas Of The Larynx: A Report Of Two Cases And Review Of The Literature. **Laryngoscope**, 2002;112:1015-1018.
- Thompson LDR, Gannon FH. Chondrosarcoma of the Larynx: A Clinicopathologic Study of 111 Cases. **Am J Surg Pathol** 2002;26:836-851.
- Heffess CS, Wenig BM, Thompson LDR. Metastatic renal cell carcinoma to the thyroid gland: A clinicopathologic study of 36 cases. **Cancer** 2002;95:1869-1878.
- Thompson LDR, Bouffard JP, Sandberg GD, Mena H. Primary Ear and Temporal Bone Meningiomas: A Clinicopathologic Study of 36 Cases with a Review of the Literature. **Mod Pathol** 2003;16:236-245.
- Thompson LDR, Wieneke JA, Miettinen M. Sinonasal Tract Melanomas: A Clinicopathologic Study of 115 Cases with a Proposed Staging System. **Am J Surg Pathol** 2003;27:594-611.

- Chan J, Gannon FH, Thompson LDR. Malignant giant cell tumor of the sphenoid: case report and review of the literature. **Ann Diag Pathol** 2003;7:100-105.
- Thompson LDR, Miettinen M, Wenig BM. Sinonasal Tract Hemangiopericytoma: A Clinicopathologic and Immunophenotypic Analysis of 104 Cases. **Am J Surg Pathol** 2003;27:737-749.
- Knott PD, Gannon FH, Thompson LDR. Mesenchymal chondrosarcoma of the sinonasal tract: a clinicopathologic study of 13 cases with a review of the literature. **Laryngoscope**, 2003;113:783-790.
- Tadros M, Rizk SS, Opher E, Thompson LDR. Polymorphous hemangioendothelioma of the neck. **Ann Diagn Pathol** 2003;7:165-168.
- Wieneke JA, Thompson LDR, Heffess CS. Adrenal Cortical Neoplasms in the Pediatric Population: A Clinicopathologic and Immunophenotypic Analysis of 83 Patients. **Am J Surg Pathol** 2003;27:867-881.
- Rushing EJ, Thompson LDR, Mena H. Malignant transformation of a dysembryoplastic neuroepithelial tumor after radiation and chemotherapy. **Ann Diagn Pathol** 2003;7:240-244.
- Byrd MC, Thompson LDR, Wieneke JA. Intratracheal ectopic thyroid tissue: a case report and literature review. **Ear Nose Throat J** 2003;82:514-518.
- Thompson LDR. Squamous cell carcinoma variants of the head & neck. **Curr Diag Pathol** 2003;9:384-396.
- Penner CR, Thompson LDR. Nasal glial heterotopia: A clinicopathologic and immunophenotypic analysis of 10 cases with a review of the literature. **Ann Diagn Pathol** 2003;7:354-359.
- Thompson LDR, Nelson BL, Barnes EL. Ceruminous adenomas: a clinicopathologic study of 41 cases with a review of the literature. **Am J Surg Pathol** 2004;28:308-318.
- Chen H, Thompson LDR, Aguilera NS, Abbondanzo SL. Kimura disease: a clinicopathologic study of 21 cases. **Am J Surg Pathol** 2004;28:505-513.
- Thompson LDR, Fisher SI, Abbondanzo SL, Aguilera NS, Chu WS, Nelson A. HIV-associated Hodgkin's Disease: A histologic and immunophenotypic evaluation of 47 cases including antigenic expression of fascin, bcl-xL, bcl-2, bcl-6 and CD138/syndecan-1. **Am J Clin Pathol** 2004;121:727-738.
- Pritchuk KM, Thompson LDR, Malekzadeh S. Endoscopic management of intratracheal ectopic thyroid. **Otolaryngol Head Neck Surg** 2004;130:630-632.
- de Oliveira MG, Thompson LDR, Moraes Chaves AC, Varvaki Rados P, da Silva Lauxen I, Sant'Ana Filho M. Management of melanotic neuroectodermal tumor of infancy: Report of two cases. **Ann Diagn Pathol** 2004;8:207-212.
- Thompson LDR. Polymorphous low grade adenocarcinoma. **Pathol Case Rev** 2004;9:259-263.
- Thompson LDR. Malignant pheochromocytoma. **Pathol Case Rev** 2005;10 (5): 243-251.
- Thompson LDR. Sinonasal carcinomas. **Curr Diag Pathol** 2006;12:40-53.
- Thompson LDR, Wieneke JA, Heffess CS. Diffuse sclerosing papillary thyroid carcinoma. A clinicopathologic and immunophenotypic analysis of 22 cases. **Endocr Pathol** 2006;16:331-348.
- Herskowitz MJ, Singer AJ, Thompson LDR. Primary lymphoma of the prostate in a patient infected with HIV. **Iss Urol**, 2007;19(2):66-68.
- Randall DA, Martin PJ, Thompson LDR. Routine histologic examination is unnecessary for tonsillectomy or adenoidectomy. **Laryngoscope**, 2007;117(9):1600-1604.
- Nelson BL, Thompson LDR. Sinonasal tract angiosarcomas: A clinicopathologic and immunophenotypic study of 10 cases with a review of the literature. **Head Neck Pathol** 2007;1:1-14.
- Thompson LDR. Update on Nasopharyngeal Carcinoma. **Head Neck Pathol** 2007;1:81-86.
- Thompson LDR, Karamuzin Y, Wu ML, Kim JH. Solitary Fibrous Tumor of the Larynx. **Head Neck Pathol** 2008;2:67-74.
- Carlos R, Thompson LDR, Netto AC, Pimenta LGG, Correia-Silva JF, Gomes CC. Epstein-Barr Virus And Human Herpes Virus-8 are Not Associated With Juvenile Nasopharyngeal Angiofibroma. **Head Neck Pathol** 2008;2:145-149.

- Crain N, Nelson BL, Barnes EL, Thompson LDR. Ceruminous Gland Carcinomas: A Clinicopathologic and Immunophenotypic Study of 17 Cases. **Head Neck Pathol** 2009;3 (1): 1-17.
- Diapera MJ, Lozon CL, Thompson LDR. Malacoplakia of the tongue: A case report and clinicopathologic review of 6 cases. **Am J Otolaryngol Head Neck Med Surg** 2009;30:101-105.
- Rushing EJ, Bouffard J-P, McCall S, Olsen C, Mena H, Sandberg GD, Thompson LDR. Primary extracranial meningiomas: A retrospective analysis of the AFIP experience. **Head Neck Pathol** 2009; 3 (2): 116-130.
- Thompson LDR. Head And Neck Pre-Meeting of the 22nd European Congress Of Pathology: Sinonasal tract Consultation: Olfactory Neuroblastoma. **Head Neck Pathol** 2009; 3 (3): 252-259.
- Levy MT, Braun JT, Pennant M, Thompson LDR. Primary Intra-parathyroid paraganglioma: A case report and clinicopathologic review. **Head Neck Pathol J** 2010; 4:37-43.
- Wieneke J, Amin M, Chang SS, Heffess CS, Lack EE, Thompson LDR, Weiss LW, Wenig BM. Protocol for the Examination of Specimens from Patients with Carcinoma of the Adrenal Gland. **College of American Pathologists**. 2010;01.
- Thompson LDR, Barnes EL, Carlson DL, Chan JKC, Ellis G, Hunt JL, Richardson MS, Shah J, Zarbo R, Wenig BM. Protocol for the Examination of Specimens from Patients with Carcinoma of the Larynx. **College of American Pathologists**. 2010;01.
- Carlson DL, Barnes EL, , Chan JKC, Ellis G, Harrison LB, Hunt JL, Richardson MS, Shah J, Thompson LDR, Zarbo R, Wenig BM. Protocol for the Examination of Specimens from Patients with Carcinoma of the Nasal Cavity and Paranasal Sinuses. **College of American Pathologists**. 2010;01.
- Ghossein R, Asa SL, Barnes EL, , Chan JKC, Harrison LB, Heffess CS, Hunt JL, Richardson MS, Shah J, Thompson LDR, Wenig BM. Protocol for the Examination of Specimens from Patients with Carcinoma of the Thyroid Gland. **College of American Pathologists**. 2010;01.
- Weinstein BJ, Arora A, Thompson LDR. Intradural, extramedullary spinal cord granular cell tumor: A case report and clinicopathologic review of 5 cases. **Neuropathology**, 2010; 30; 621-626.
- Mynatt C, Feldman KA, Thompson LDR. Orbital infantile myofibroma: A case report and clinicopathologic review of 24 cases from the literature. **Head Neck Pathol** 2011;5(2): DOI: 10.1007/s12105-011-0260-4.
- Seethala RR, Thompson LDR, Gnepp DR, Barnes EL, Skalolva A, Montone K, Kane S., Lewis JS, Solomon LW, Simpson RHW, Khan A, Prasad ML. Lymphadenoma of the salivary gland: Clinicopathological and immunohistochemical analysis of 33 tumors. **Mod Pathol**, 2011:DOI: 10.1038/modpathol.2011.135.
- Bauer JL, Miklos A, Thompson LDR. Parotid gland solitary fibrous tumor: A case report and clinicopathologic review of 20 cases from the literature. **Head Neck Pathol** 2011; DOI: 10.1007/s12105-011-0305-8.
- Rodrigo RP, García-Pedrero JM, Suárez C, Takes RP, Thompson LDR, Slootweg PJ, Woolgar JA, Westra WH, Brakenhoff RH, Rinaldo A, Devaney KO, Williams MD, Gnepp DR, Ferlito A. Biomarkers predicting malignant progression of laryngeal epithelial precursor lesions: a systematic review. **Eur Archiv Otorhinolaryngol**, 2011, in press.
- Wolfish E, Nelson BL, Thompson LDR. Sinonasal mucoepidermoid carcinomas: a clinicopathologic study of 19 cases with a review of the literature. **Head Neck Pathol** 2011; in press.
- Thompson LDR, Seethala RR, Müller S. Ectopic sphenoid sinus pituitary adenoma (ESSPA) with normal anterior pituitary gland: A clinicopathologic and immunophenotypic study of 32 cases with a comprehensive review of the english literature. **Head Neck Pathol** 2012; in press.
- Penner CR, Foss RB, Wieneke JA. Adenoid cystic carcinoma of the sinonasal tract: A clinicopathologic and immunophenotypic analysis of 73 cases. **Head Neck Pathol** 2011; submitted for publication.
- Lott Limbach A, Hoschar A, Thompson LDR; Stelow E, Chute D. Middle Ear Adenomas Stain for Two Cell Populations and Lack Myoepithelial Cell Differentiation. **Head Neck Pathol** 2012; submitted for publication.
- Thompson LDR, Nelson BL, Seethala RR, Müller S, Wenig BM. Sinonasal tract pleomorphic adenomas: A clinicopathologic study of 24 cases with a review of the literature. Manuscript in progress.

- Thompson LDR. Nasopharyngeal teratomas: a clinicopathological study of 17 cases. **Ann Otol Rhino Laryngol**, 2012; submitted for publication.

EAR NOSE & THROAT JOURNAL 

- Thompson LD. ENT Pathology Clinic: Rhinoscleroma. **Ear Nose Throat J** 2002;81:506.
- Thompson LD, Heffess CS. ENT Pathology Clinic: Subacute (de Quervain's) thyroiditis. **Ear Nose Throat J** 2002;81:623.
- Thompson LD. ENT Pathology Clinic: Relapsing polychondritis. **Ear Nose Throat J** 2002;81:705.
- Thompson LD. ENT Pathology Clinic: Hemangioma of the Parotid. **Ear Nose Throat J** 2002;81:769.
- Thompson LD. ENT Pathology Clinic: Nodular fasciitis. **Ear Nose Throat J** 2002;81:801.
- Thompson LD. ENT Pathology Clinic: Ameloblastoma. **Ear Nose Throat J** 2003;82:19.
- Nelson BL, Thompson LD. ENT Pathology Clinic: Ear cystic chondromalacia. **Ear Nose Throat J** 2003;82:104-5.
- Nelson BL, Thompson LDR. ENT Pathology Clinic: Tonsil with Tangier disease. **Ear Nose Throat J** 2003;82:104.
- Nelson BL, Thompson LDR. ENT Pathology Clinic: Fibrous dysplasia of bone. **Ear Nose Throat J** 2003;82:259.
- Penner CR, Thompson LDR. ENT Pathology Clinic: Parathyroid hyperplasia. **Ear Nose Throat J** 2003;82:363.
- Penner CR, Thompson LDR. ENT Pathology Clinic: Tracheopathia osteoplastica. **Ear Nose Throat J** 2003;82:427.
- Penner CR, Thompson LDR. ENT Pathology Clinic: Necrotizing sialometaplasia. **Ear Nose Throat J** 2003;82:488.
- Nelson BL, Thompson LDR. ENT Pathology Clinic: Molluscum contagiosum. **Ear Nose Throat J** 2003;82:560.
- Chen H, Thompson LDR. Kimura disease. **Ear Nose Throat J** 2003;82:763.
- Askt LM, Thompson LDR. ENT Pathology Clinic: Larynx amyloidosis. **Ear Nose Throat J** 2003;82:844-845.
- Rizzi MD, Thompson LDR. ENT Pathology Clinic: Papillary cystadenoma lymphomatosum (Warthin tumor). **Ear Nose Throat J** 2003;82:920-922.
- Penner CR, Thompson LDR. ENT Pathology Clinic: Nasal glial heterotopia. **Ear Nose Throat J** 2004;83:92-93.
- Nelson BL, Thompson LDR. ENT Pathology Clinic: Oral cicatricial pemphigoid. **Ear Nose Throat J** 2004;83:22.
- Sautter NB, Thompson LDR. ENT Pathology Clinic: Embryonal rhabdomyosarcoma of the ear. **Ear Nose Throat J** 2004;83:316-317.
- Gannon FH, Thompson LDR. ENT Pathology Clinic: Ossifying fibroma. **Ear Nose Throat J** 2004;83:458.
- Goyal P, Thompson LDR. ENT Pathology Clinic: Skin Keloid. **Ear Nose Throat J** 2004;83:519.
- Chuong D, Thompson LDR. ENT Pathology Clinic: Chondrosarcoma of the Larynx. **Ear Nose Throat J** 2004;83:609.
- Nelson BL, Thompson LDR. ENT Pathology Clinic: Papillary thyroid carcinoma. **Ear Nose Throat J** 2004;83:675-676.
- Thompson LDR. ENT Pathology Clinic: Branchial cleft cyst. **Ear Nose Throat J** 2004;83:740.
- Thompson LDR. ENT Pathology Clinic: Sinonasal glomangiopericytoma. **Ear Nose Throat J** 2004;83:807.
- Thompson LDR. ENT Pathology Clinic: Teratoma. **Ear Nose Throat J** 2005;84:75.
- Penner CR, Thompson LDR. ENT Pathology Clinic: Salivary gland canalicular adenoma. **Ear Nose Throat J** 2005;84:132.
- Thompson LDR. ENT Pathology Clinic: Dysmorphogenetic goiter. **Ear Nose Throat J** 2005;84: 200.
- Thompson LDR. ENT Pathology Clinic: Metastatic cystic squamous cell carcinoma. **Ear Nose Throat J** 2005;84: 272-273.
- Thompson LDR. ENT Pathology Clinic: Larynx contact ulcer. **Ear Nose Throat J** 2005;84:340.
- Thompson LDR. ENT Pathology Clinic: Nasopharyngeal carcinoma. **Ear Nose Throat J** 2005;84:404-405.

- Pantonowitz L, Thompson LDR. ENT Pathology Clinic: Myeloid sarcoma. **Ear Nose Throat J** 2005;84:470-471.
- Thompson LDR. ENT Pathology Clinic: Neuroendocrine adenoma of the middle ear. **Ear Nose Throat J** 2005;84:560-561.
- Thompson LDR. ENT Pathology Clinic: Parathyroiditis. **Ear Nose Throat J** 2005;84:636.
- Thompson LDR. ENT Pathology Clinic: Osteomyelitis. **Ear Nose Throat J** 2005;84:751.
- Thompson LDR. ENT Pathology Clinic: Mucoepidermoid carcinoma. **Ear Nose Throat J** 2005;84:762-763.
- Thompson LDR. ENT Pathology Clinic: Lymphangioma. **Ear Nose Throat J** 2006;85:18-19.
- Thompson LDR. ENT Pathology Clinic: Seborrheic Keratosis. **Ear Nose Throat J** 2006;85:79.
- Thompson LDR. ENT Pathology Clinic: Pituitary adenoma. **Ear Nose Throat J** 2006;85:152-153.
- Folk GS, Thompson LDR. ENT Pathology Clinic: Epithelial-myoepithelial carcinoma. **Ear Nose Throat J** 2006;85:214-216.
- Thompson LDR. ENT Pathology Clinic: Larynx Herpes Simplex Virus infection. **Ear Nose Throat J** 2006;85:304.
- Nelson BL, Thompson LDR. ENT Pathology Clinic: Oral Melanotic Neuroectodermal Tumor of Infancy. **Ear Nose Throat J** 2006;85:365.
- Folk GS, Thompson LDR. ENT Pathology Clinic: Synovial Sarcoma. **Ear Nose Throat J** 2006;85:418-419.
- Thompson LDR. ENT Pathology Clinic: Metastatic neoplasms to the thyroid gland. **Ear Nose Throat J** 2006;85:480-483.
- Thompson LDR. ENT Pathology Clinic: Olfactory Neuroblastoma. **Ear Nose Throat J** 2006;85:569-570.
- Pantonowitz L, Thompson LDR. ENT Pathology Clinic: Follicular lymphoma. **Ear Nose Throat J** 2006;85:636-637.
- Thompson LDR. ENT Pathology Clinic: Temporal Bone Schwannoma. **Ear Nose Throat J** 2006;85:704.
- Thompson LDR. ENT Pathology Clinic: Melanocytic nevus. **Ear Nose Throat J** 2006;85:804.
- Thompson LDR. ENT Pathology Clinic: Ewing sarcoma and Primitive Neuroectodermal tumor. **Ear Nose Throat J** 2007;86:79-80.
- Gannon FH, Thompson LDR. ENT Pathology Clinic: Traumatic fracture callus. **Ear Nose Throat J** 2007;88:200.
- Thompson LDR. ENT Pathology Clinic: Salivary gland lymphoepithelial cyst. **Ear Nose Throat J** 2007;86:265.
- Thompson LDR. ENT Pathology Clinic: Sinonasal tract polyps. **Ear Nose Throat J** 2007;86:322-325.
- Thompson LDR. ENT Pathology Clinic: Laryngeal squamous papilloma. **Ear Nose Throat J** 2007;86:379.
- Thompson LDR. ENT Pathology Clinic: Melanoma. **Ear Nose Throat J** 2007;86:542-545.
- Nelson BL, Thompson LDR. ENT Pathology Clinic: Median Rhomboid Glossitis. **Ear Nose Throat J** 2007;86:600-601.
- Thompson LDR. ENT Pathology Clinic: Diffuse hyperplasia of thyroid gland (Graves' disease). **Ear Nose Throat J** 2007;86:666-667.
- Thompson LDR. ENT Pathology Clinic: Chondrodermatitis Nodularis Helicis. **Ear Nose Throat J** 2007;86:734-735.
- Thompson LDR. ENT Pathology Clinic: Gout. **Ear Nose Throat J** 2008;87:132-134.
- Thompson LDR. ENT Pathology Clinic: Parathyroid Carcinoma. **Ear Nose Throat J** 2008;87(9):502-504.
- Thompson LDR. ENT Pathology Clinic: Parathyroid Carcinoma. **Ear Nose Throat J** 2009;88(1):722-724.
- Thompson LDR. ENT Pathology Clinic: Laryngeal Granular Cell Tumor. **Ear Nose Throat J** 2009;88(3):824-825.
- Thompson LDR. ENT Pathology Clinic: Soft Tissue Spindle Cell Lipoma. **Ear Nose Throat J** 2009;88(7):992-993.
- Caponetti G, Thompson LDR, Pantonowitz L. ENT Pathology Clinic: Ear Cholesteatoma. **Ear Nose Throat J** 2009;88(11):1196-1198.

- Thompson LDR. ENT Pathology Clinic: Intestinal-type Sinonasal Adenocarcinoma. **Ear Nose Throat J** 2010;89(1):16-18.
- Thompson LDR. ENT Pathology Clinic: Thyroid medullary carcinoma. **Ear Nose Throat J** 2010;89(7):301-2.
- Thompson LDR. ENT Pathology Clinic: Skin Basal cell carcinoma. **Ear Nose Throat J** 2010;89(9):418-20.
- Thompson LDR. ENT Pathology Clinic: Salivary Gland Acinic Cell Carcinoma. **Ear Nose Throat J** 2010;89(11):530-2.
- Thompson LDR. ENT Pathology Clinic: Chordoma. **Ear Nose Throat J** 2011;90(1):16-18.
- Thompson LDR. ENT Pathology Clinic: Sinonasal Allergic Fungal Sinusitis. **Ear Nose Throat J** 2011;90(3):106-107.
- Thompson LDR. ENT Pathology Clinic: Larynx: Spindle Cell Squamous Cell Carcinoma. **Ear Nose Throat J** 2011;90(5) in press.
- Thompson LDR. ENT Pathology Clinic: Ear: Ceruminous Adenoma. **Ear Nose Throat J** 2011;90(7): in press.
- Thompson LDR. ENT Pathology Clinic: Thyroid: Hyalinizing Trabecular Adenoma. **Ear Nose Throat J** 2011;90(9) in press.
- Thompson LDR. ENT Pathology Clinic: Oral Traumatic Ulcer. **Ear Nose Throat J** 2011;90(11) in press.

AMERICAN SOCIETY OF CLINICAL PATHOLOGY ANATOMIC CHECKPATH PROGRAM



- Thompson LDR. Parathyroid Adenoma—Oxyphilic Type. Case 2414. First Quarter, 2005.
- Thompson LDR. Thyroid Papillary Carcinoma: Warthin-Like Variant. Case 1594. Second Quarter, 2005.
- Thompson LDR. Hodgkin Lymphoma: Nodular Sclerosis Type. Case 1546. Fourth Quarter, 2005.
- Thompson LDR. Nasopharyngeal Carcinoma. Case 2454. Second Quarter, 2006.
- Thompson LDR. Epithelioid Hemangiioendothelioma. Case 1544. Third Quarter, 2006.
- Thompson LDR. Acinic cell carcinoma. Case 1513. First Quarter, 2007.
- Thompson LDR. Diffuse Hyperplasia – Graves Disease. Case 1651. Third Quarter, 2007.
- Thompson LDR. Inflamed Dentigerous Cyst. Case 1606. Second Quarter, 2008.
- Thompson LDR. Sebaceous Lymphadenoma. Case 1635. Third Quarter, 2008.
- Thompson LDR. Undifferentiated Thyroid carcinoma. Case 1612. Second Quarter, 2009.
- Thompson LDR. Metastatic Cystic Squamous Cell Carcinoma to Lymph Node. Case 1637. Second Quarter, 2009.
- Thompson LDR. Spindle Cell Squamous Cell Carcinoma. Case 2412. First Quarter, 2010.
- Thompson LDR. HIV-associated Tonsillar Lymphoid Hyperplasia. Case 1739. Second Quarter, 2010.
- Thompson LDR. Glomangiopericytoma (Sinonasal-type Hemangiopericytoma). Case 1721. Third Quarter, 2010.
- Thompson LDR. Thyroid Papillary Carcinoma. Case 1817. First Quarter, 2011.
- Thompson LDR. Acinar Cell Carcinoma of the Pancreas. Case 1631. Fourth Quarter, 2011.

ACCEPTED ABSTRACTS

- Thompson LDR, Thompson P, Grossman D, Barsky S. Abstract: Monoclonal Origins of Malignant Mixed Tumors (Carcinosarcomas) and Collision Tumors: Evidence for a Common Histogenesis. **Am J Clin Pathol** 1993;99(3):331.
- Heffess C, Adair C, Thompson L, Wenig B. Abstract: Morphologic patterns and clinicopathologic features of papillary carcinoma (PTC) in children. **Mod Pathol** 1995;8:53A.
- Thompson LDR, Wenig BM, Adair CF, Smith BC, Heffess CS. Abstract: Langerhans cell histiocytosis of the thyroid: a series of seven cases and a review of the literature. **Mod Pathol** 1995;8:56A.
- Adair C, Thompson L, Wenig B, Heffess C. Abstract: The lymphoepithelial cyst (LEC) of the pancreas: a lesion of uncertain etiology. **Mod Pathol** 1995;8:127A.

- Wenig B, Heffess C, Adair C, Thompson L, Heffner D. Abstract: Ectopic pituitary adenomas (EPA): a clinico-pathologic study of 15 cases. **Mod Pathol** 1995;8:56A.
- Wenig BM, Thompson LDR, Adair CF, Heffess CS. Abstract: Columnar Cell Variant of Thyroid Papillary Carcinoma (CCV-TPC). **Mod Pathol** 1995;8:56A.
- Thompson LDR, Wenig BM, Ellis GL. Abstract: Oncocytomas of the submandibular gland: A series of 20 cases and a review of the literature. **Mod Pathol** 1996;9:104A, #604.
- Thompson LDR, Adair CF, Shmookler BM, Wenig BM, Heffess CS. Abstract: Peripheral nerve sheath tumors of the thyroid: A series of four cases and a review of the literature. **Mod Pathol** 1996;9:52A, #288.
- Thompson LDR, Adair CF, Shmookler BM, Wenig BM, Heffess CS. Abstract: Primary smooth muscle tumors of the thyroid gland. **Mod Pathol** 1996;9:52A, #289.
- Emory TS, Thompson LDR. Abstract: Pneumatosis Cystoides Intestinalis: A histochemical and immunohistochemical analysis of 15 cases. **Mod Pathol** 1996;9:56A, #314.
- Adair CF, Thompson LDR, Wenig BM, Heffner DK. Abstract: Chondro-osseous and respiratory epithelial hamartomas of the sinonasal tract and nasopharynx. **Mod Pathol** 1996;9:100A, #577.
- Frankel SS, Wenig BM, Burke AP, Thompson LDR, Abbondanzo SL, Nelson AM, Steinman RM. Abstract: Immunohistochemical and ultrastructural characterization of the multinucleated giant cells (MGC) in HIV infection of Waldeyer's lymphoid tissues. **Mod Pathol** 1996;9:145A, #845.
- Thompson LDR, Heffner DK. Abstract: Branchial cleft cyst carcinomas do not exist: The proper pathologic interpretation and the clinical import of cervical cystic squamous cell carcinoma. **Pathology International** 1996;46:#433.
- Thompson LDR, Wenig BM, Heffner DK, Gnepp D. Papillary and Exophytic Squamous Cell Carcinomas of the Larynx, abstract. **Mod Pathol** 1997;10:117A.
- Thompson LDR, Adair CF, Wenig BM, Heffess CS. Mucinous cystic neoplasms of the pancreas. A clinicopathologic correlation, abstract. **Mod Pathol** 1997;10:148A.
- Wieneke JA, Thompson LDR, Wenig BM. Basaloid squamous cell carcinoma of the sinonasal tract, abstract. **Mod Pathol** 1997;10:118A.
- Schafer DR, Thompson LDR, Smith BC, Wenig BM. Ameloblastomas arising within the sinonasal cavity: clinicopathologic correlation of 24 Cases. Abstract. **Oral Surg Oral Med Oral Pathol**, 1997.
- Derringer GA, Thompson LDR, Heffess CS, Abbondanzo SA. Abstract: Extranodal marginal zone B-cell lymphoma of the thyroid gland. **Mod Pathol** 1998;11:55A.
- Thompson LDR, Derringer GA, Abbondanzo SL, Heffess CS. Abstract: Primary malignant lymphomas of the thyroid gland. A clinicopathologic study of 109 cases. **Mod Pathol** 1998;11:59A.
- Thompson LDR, Fanburg-Smith JC, Wenig BM. Abstract: Nodular fasciitis (NF) of the external ear region: a clinicopathologic study of 50 cases. **Mod Pathol** 1998;11:124A.
- Paal E, Thompson LDR, Przygodzki RM, Bratthauer GL, Heffess CS. Intraductal papillary-mucinous neoplasms of the pancreas. **Mod Pathol** 1998;11:155A.
- Przygodzki RM, Thompson LDR, Paal E, Swalsky PA, Heffess CS, Finkelstein SD. Mucinous cystic neoplasms and intraductal papillary neoplasms of the pancreas: K-ras-2 mutation rates and survival as compared to ductal pancreatic adenocarcinomas. **Mod Pathol** 1998;11:156A.
- Thompson LDR, Castle JT, Wenig BM, Kessler HP. Polymorphous low-grade adenocarcinomas (PLGA): a clinicopathologic study of 164 cases. Abstract #69. **J Oral Pathol Med** 1998;27:360.
- Gyure KA, Thompson LDR, Wieneke J, Morrison AL. Neuroglial heterotopias/encephaloceles of the middle ear: a clinicopathologic study of 15 patients. Abstract. **Mod Pathol** 1999;12:171A(1003).
- Paal E, Thompson LDR, Przygodzki RM, Bratthauer GL, Frommelt FA, Heffess CS. Anaplastic carcinomas of the pancreas: a clinicopathological study of 44 cases. Abstract. **Mod Pathol** 1999;12:165A(970).

- Thompson LDR, Frommelt RA, Rosai J, Heffess CS. Primary thyroid teratomas: a clinicopathological study of 30 cases. Abstract. **Mod Pathol** 1999;12:70A(396).
- Thompson LDR, Frommelt RA, Lichy J, Wenig BM. Squamous cell carcinomas of the larynx: a clinicopathological study of 16 pediatric cases. Abstract. **Mod Pathol** 1999;12:130A(760).
- Wieneke JA, Thompson LDR, Frommelt RA, Paal E, Adair CS, Heffess CS. Minimally invasive follicular carcinoma of the thyroid gland: a clinicopathologic study of 132 cases. Abstract. **Mod Pathol** 1999;12:70A(400).
- Thompson LDR. Extracranial sinonasal tract meningiomas: a clinicopathological study of 30 cases. Abstract. **Mod Pathol** 1999;12:131A(761).
- Derringer GA, Thompson LDR, Wenig BM. Amyloidosis of the larynx: a clinicopathologic study of 11 cases. Abstract. **Mod Pathol** 1999;12:128A(743).
- Briscoe D, Adair C, Thompson LDR, Tellado M, Becker RL, Rosenthal DL, O'Leary TJ. Telecytologic diagnosis of breast fine needle aspiration biopsies: intraobserver concordance. **Mod Pathol** 1999;12:41A(223).
- Kardon DE, Thompson LDR. Tonsillar granulomas: a clinicopathologic series of 22 cases. Abstract. **Mod Pathol** 2000;13:139A.
- Kardon DE, Wenig BM, Heffner DK, Thompson LDR. Lymphangiomatous polyps of the tonsils (LAP). Abstract. **Mod Pathol** 2000;13:139A.
- Neuhauser TS, Derringer GA, Thompson LDR, Fanburg-Smith JC, Miettinen M, Saaristo A, Abbondanzo SL. Splenic angiosarcoma: A clinicopathologic and immunophenotypic study of 28 cases. Abstract. **Mod Pathol** 2000;13:14A.
- Neuhauser TS, Derringer GA, Thompson LDR, Fanburg-Smith JC, Aguilera NSI, Andriko JA, Abbondanzo SL. Splenic inflammatory myofibroblastic tumor ("Inflammatory pseudotumor"): A clinicopathologic and immunophenotypic study of 12 cases. Abstract. **Mod Pathol** 2000;13:14A.
- Derringer GA, Neuhauser TS, Aguilera NSI, Thompson LDR, Abbondanzo SL. Lymphocyte-rich classical Hodgkin's disease: a clinicopathologic study of 16 cases. Abstract. **Mod Pathol** 2000;13:146A.
- Fanburg-Smith JC, Gannon FH, Gadwal SR, Thompson, LDR. Primary chondrosarcomas of the head and neck in children: a clinicopathologic study of 14 cases. Abstract. **Mod Pathol** 2000;13:137A.
- Gannon FH, Fanburg-Smith JC, Gadwal SR, Thompson, LDR. Primary osteosarcoma of the head and neck in pediatric patients: a clinicopathologic study of 22 cases. Abstract. **Mod Pathol** 2000;13:138A.
- Thompson LDR, Heffess CS. Metastatic renal cell carcinoma to the pancreas. A clinicopathological study of 21 cases. Abstract. **Mod Pathol** 2000;13:190A.
- Thompson LDR, Heffner DK. Sinonasal tract eosinophilic angiocentric fibrosis: a report of three cases. Abstract. **Mod Pathol** 2000;13:141A.
- Alli PM, Ollayos CW, Thompson LDR, Kapadia I, Butler D, Williams BH, O'Leary TJ. Telecytology: Intraobserver and interobserver reproducibility in the diagnosis of cervical-vaginal smears. Abstract. **Acta Cytol** 2000;44:850-1.
- Loos B, Wieneke JA, Thompson LDR. Angiosarcomas of the larynx. **Ann Otol Rhinol Laryngol**, 2001.
- Thompson LDR, Wieneke JA, Heffess CS. Malignant Pheochromocytoma of Adrenal Gland: A Clinicopathological and Immunophenotypic Study of 50 Cases. **Mod Pathol** 2001;14:79A (#449).
- Thompson LDR, Wieneke JA, Heffner DK, Miettinen M. Spindle Cell (Sarcomatoid) Carcinoma of the Larynx: An Immunohistochemical Analysis of 123 Cases. **Mod Pathol** 2001;14:154A (#901).
- Thompson LDR, Wieneke JA, Heffner DK. Spindle Cell (Sarcomatoid) Carcinoma of the Larynx: A Clinicopathological Study of 187 Cases. **Mod Pathol** 2001;14:154A (#902).
- Wieneke JA, Gannon FH, Heffner DK, Thompson LDR. Giant Cell Tumor Of Larynx: A Series Of Eight Cases. **Mod Pathol** 2001;14:154A (#903).
- Gyure KA, Morrison AL, Thompson LDR, Prays RA. Cytokeratin subset markers in pituitary adenomas. **Mod Pathol** 2001;14:208A (#1233).

- Fisher SI, Abbondanzo SL, Thompson LDR, Aguilera NS, Chu WS, Gulley ML, Nelson A. HIV-associated Hodgkin's Disease: A histologic and immunophenotypic evaluation of 47 cases including antigenic expression of fascin, bcl-xL, bcl-2, bcl-6 and CD138/syndecan-1. **Mod Pathol** 2001;14:184A (#1083).
- Thompson LDR, Gannon FH. Chondrosarcoma of the Larynx: A Clinicopathologic Study of 111 Cases. **Mod Pathol** 2002;15:225A(#944).
- Thompson LDR, Bouffard JP, Sandberg GD, Mena H. Ear and Temporal Bone Meningiomas: A Clinicopathologic Study of 36 Cases. **Mod Pathol** 2002;15:225A(#945).
- Thompson LDR, Miettinen M, Wenig BM. Sinonasal Tract Hemangiopericytoma: A Clinicopathologic and Immunophenotypic Analysis of 104 Cases. **Mod Pathol** 2002;15:225A(#946).
- Torske KR, Thompson LDR. Adenoma Vs. Carcinoid Tumor of the Middle Ear: A Study of 48 Cases and Review of the Literature. **Mod Pathol** 2002;15:226A(#947).
- Thompson LDR, Wieneke JA, Miettinen M. Sinonasal Tract Melanomas: A Clinicopathologic and Immunophenotypic Analysis of 115 Cases. **Mod Pathol** 2002;15:226A(#949).
- Wieneke JA, Thompson LDR, Heffess CS. Adrenal Cortical Neoplasms in the Pediatric Population: A Clinicopathologic and Immunophenotypic Analysis of 84 Patients. **Mod Pathol** 2002;15:121A(#502).
- Rushing EJ, Thompson LD, Mena H. Malignant Transformation of a Dysembryoplastic Neuroepithelial Tumor after Radiation and Chemotherapy. **Acta Neuropathologica** 2002;102:567.
- Thompson LDR, Wieneke JA, Heffess CS. Diffuse sclerosing papillary thyroid carcinoma. A clinicopathologic and immunophenotypic analysis of 22 cases. **Mod Pathol**, 2003,16:110A (#498).
- Nelson BL, Thompson LDR. Ceruminous gland carcinomas: a clinicopathologic study of 17 cases. **Mod Pathol**, 2003;16:221A (#1008).
- Koso-Thomas K, Thompson LDR. Spindle cell "sarcomatoid" carcinomas of the external ear. **Mod Pathol** 2003;16:220A (#1005).
- Chen H, Thompson LDR, Aguilera NS, Abbondanzo SL. Kimura's disease: a clinicopathologic study of 21 cases. **Mod Pathol**, 2003;16:227A (#1039).
- Penner CR, Thompson LDR. Nasal glial heterotopia: A clinicopathologic and immunophenotypic analysis. **Oral Med Oral Surg Oral Path Radiol Endo**, 2003.
- Nelson BL, Thompson LDR. Ceruminous gland adenomas: a clinicopathologic study of 41 cases. **Oral Med Oral Surg Oral Path Radiol Endo**, 2003.
- Thompson LDR, Nelson BL. Sinonasal angiosarcomas: a clinicopathologic study of 10 cases with a review of the literature. **Mod Pathol**, 2004;17:233A (#982).
- Thompson LDR, Penner CR, Foss RB, Wieneke JA. Adenoid cystic carcinoma of the sinonasal tract: A clinicopathologic and immunophenotypic analysis of 73 cases. **Mod Pathol**, 2004;17:233A (#984).
- Chegar B, Thompson LDR. Nasopharyngeal teratomas: a clinicopathological study of 17 cases. **Mod Pathol**, 2004;17:233A (#983).
- Thompson LDR, Nelson BL. Mucoepidermoid carcinomas of the sinonasal tract. **Mod Pathol**, 2005;18:218A (#1014).

INTERESTS

Traveling, weight lifting, fine art collecting, swimming, racquetball, SCUBA, photography, volunteer work, financial analysis, stained glass, museum browsing, cooking, cake decorating.